

REPORT AND ACCOUNTS

OF: INDIAN PROGRESSIVE PUBLISHING CO. PVT. LTD.
1, RAJENDRA DEB ROAD, KOLKATA - 700007

FOR THE YEAR: ENDED 31ST MARCH'2018

D DAS & KAMALUDDIN
CHARTERED ACCOUNTANTS
62, LENIN SARANI, 3RD FLOOR,
KOLKATA - 700 013
PHONE NO. - 2264 4433
E-mail - ddaskamaluddin@gmail.com
Website: www.ddaskamaluddin.com



**INDEPENDENT AUDITOR'S REPORT
TO THE MEMBERS OF
INDIAN PROGRESSIVE PUBLISHING COMPANY PRIVATE LIMITED
CIN: U22219WB1961PTC025317**

Report on the Standalone Financial Statements

We have audited the accompanying standalone Ind AS financial statements of **INDIAN PROGRESSIVE PUBLISHING COMPANY PRIVATE LIMITED** which comprise the Balance Sheet as at 31st March, 2018, the Statement of Profit and Loss including other comprehensive income, the statement of cash flows and the statement of changes of equity for the year then ended, and a summary of the significant accounting policies and other explanatory information.

Management's Responsibility for the Standalone Financial Statements

The Company's Board of Directors is responsible for the matters stated in Section 134(5) of the Companies Act, 2013 ("the Act") with respect to the preparation of these Ind AS standalone financial statements that give a true and fair view of the financial position, financial performance including other comprehensive income cash flows and changes in equity of the Company in accordance with the accounting principles generally accepted in India, including the Indian Accounting Standards (Ind AS) specified under Section 133 of the Act, read with Rule 7 of the Companies (Accounts) Rules, 2014. This responsibility also includes maintenance of adequate accounting records in accordance with the provisions of the Act for safeguarding the assets of the Company and for preventing and detecting frauds and other irregularities; selection and application of appropriate accounting policies; making judgments and estimates that are reasonable and prudent; and design, implementation and maintenance of adequate internal financial controls, that were operating effectively for ensuring the accuracy and completeness of the accounting records, relevant to the preparation and presentation of the standalone Ind AS financial statements that give a true and fair view and are free from material misstatement, whether due to fraud or error.

Auditor's Responsibility

Our responsibility is to express an opinion on these standalone Ind AS financial statements based on our audit.

We have taken into account the provisions of the Act, the accounting and auditing standards and matters which are required to be included in the audit report under the provisions of the Act and the Rules made thereunder.

We conducted our audit in accordance with the Standards on Auditing specified under Section 143(10) of the Act. Those Standards require that we comply with ethical requirements and plan and perform the audit to obtain reasonable assurance about whether the standalone Ind AS financial statements are free from material misstatement.





An audit involves performing procedures to obtain audit evidence about the amounts and the disclosures in the standalone Ind AS financial statements. The procedures selected depend on the auditor's judgment, including the assessment of the risks of material misstatement of the standalone Ind AS financial statements, whether due to fraud or error. In making those risk assessments, the auditor considers internal financial control relevant to the Company's preparation of the standalone Ind AS financial statements that give a true and fair view in order to design audit procedures that are appropriate in the circumstances, but not for the purpose of expressing an opinion on whether the Company has in place an adequate internal financial controls system over financial reporting and the operating effectiveness of such controls. An audit also includes evaluating the appropriateness of the accounting policies used and the reasonableness of the accounting estimates made by the Company's Directors, as well as evaluating the overall presentation of the financial statements.

We believe that the audit evidence we have obtained is sufficient and appropriate to provide a basis for our audit opinion on the standalone Ind AS financial statements.

Opinion

In our opinion and to the best of our information and according to the explanations given to us, the aforesaid standalone Ind AS financial statements give the information required by the Act in the manner so required and give a true and fair view in conformity with the accounting principles generally accepted in India :

- i) of the state of affairs of the Company as at 31st March, 2018,
- ii) and its profit including other comprehensive income its cash flows and statement of changes in equity for the year ended on that date.

Our opinion is not modified in respect of this matter.

Report on Other Legal and Regulatory Requirements

As required by the Companies (Auditor's Report) Order, 2016 ("the Order") issued by the Central Government in terms of section 143(11) of the Act, we give in the "Annexure-A" a statement on the matters specified in paragraphs 3 and 4 of the Order to the extent applicable.

As required by Section 143 (3) of the Act, we report that:

- (a) We have sought and obtained all the information and explanations which to the best of our knowledge and belief were necessary for the purposes of our audit.
- (b) In our opinion, proper books of account as required by law have been kept by the Company so far as it appears from our examination of those books.





- (c) The Balance Sheet, the Statement of Profit and Loss including other comprehensive income the statement of cash flows and statement of changes in equity dealt with by this Report are in agreement with the books of account.
- (d) In our opinion, the aforesaid standalone financial statements comply with the IND AS specified under Section 133 of the Companies Act 2013, read with Rule 7 of the Companies (Accounts) Rules, 2014.
- (e) On the basis of the written representations received from the directors as on 31st March, 2018 and taken on record by the Board of Directors, none of the directors are disqualified as on 31st March, 2018 from being appointed as a director in terms of Section 164(2) of the Act.
- (f) With respect to the adequacy of the internal financial controls over financial reporting of the Company and the operating effectiveness of such controls, refer to our separate report in "Annexure-B" and
- (g) With respect to the other matters to be included in the Auditor's Report in accordance with Rule 11 of the Companies (Audit and Auditors) Rules, 2014, in our opinion and to the best of our information and according to the explanations given to us:
- The Company does not have any pending litigations which would impact its financial position.
 - The Company did not have any long-term contracts including derivative contracts for which there were any material foreseeable losses.
 - There were no amounts which were required to be transferred to the Investor Education and Protection Fund by the Company.
 - The Company has not provided requisite information in the Standalone Financial Statements as to holding as well as dealing in Specified Bank Notes as defined in the Notification S.O 3407(E) dated 8th November 2016 of the Ministry of Finance, since this is not required for the financial statement concerned the period under audit.

Place : Kolkata

Date : 17th day of May'2018



For D DAS & KAMALUDDIN
ICAI Firm Registration No. **324916E**
Chartered Accountants

(SK Kamaluddin)

Partner

Membership No. **058107**



THE INDEPENDENT AUDITOR'S REPORT – 31ST MARCH, 2018
ANNEXURE- A

INDIAN PROGRESSIVE PUBLISHING COMPANY PRIVATE LIMITED
CIN: U22219WB1961PTC025317

The Annexure referred to in Independent Auditors' Report to the members of the Company on the standalone Ind AS financial Statements for the year ended 31st March, 2018 we report that :

- I. In respect of its fixed assets:
 - a. The Company has maintained proper records showing full particulars, including quantitative details and situation of the fixed assets.
 - b. The fixed assets were physically verified during the year by the Management in accordance with a regular programme of verification which, in our opinion, and information provides for physical verification of all the fixed assets at reasonable intervals. According to the information and explanations given to us, no material discrepancies were noticed on such verification.
 - c. According to the information and explanations given to us, the title deeds of immovable properties, as disclosed in the Standalone financial statements, are held in the name of the Company.
- II. In respect of its inventory:

As explained to us, the inventories other than material lying with were physically verified during the year by the Management at reasonable intervals.

In our opinion and according to the information and explanations given to us, the procedures of physical verification of inventory followed by the Management were reasonable and adequate in relation to the size of the Company and the nature of its business.

In our opinion and according to the information and explanations given to us, the Company has maintained proper records of its inventories and no material discrepancies were noticed on physical verification.
- III. The Company has not granted any loans, secured or unsecured, to companies, firms or other parties covered in the Register maintained under Section 189 of the Companies Act, 2013.
- IV. The Company has not granted any loans or provided any guarantees or security to the parties covered under Section 185 of the Act. The Company has complied with the provisions of section 186 of the Act in respect of investments made or loans or guarantee or security provided to the parties covered under section 186.





- V. According to the information and explanations given to us, the Company has not accepted any deposit during the year and accordingly the question of complying with section 73 and 76 of the Companies Act 2013 does not arise.
- VI. The Central Government has not prescribed the maintenance of cost records under Section 148(1) of the Act for any of the products manufactured by the Company.
- VII. According to the information and explanations given to us and on the basis of our examination of the records of the company, amounts deducted / accrued in the books of accounts in respects of undisputed statutory dues including Income Tax, Value Added Tax, Duty of Customs, Service Tax, GST, Cess and other material statutory dues have been regularly deposited during the year by the company with the appropriate authorities.
- No undisputed amounts payable in respect of Provident Fund, Income Tax, VAT, Service Tax, GST, Cess and other material Statutory Dues were in arrears as at 31.03.2018 for a period of more than 6 months from the date they become payable.
- VIII. According to the information and explanations given to us, the Company has not defaulted in repayment of dues to any financial institution, bank during the year.
- IX. The Company has not raised any money by way of initial public offer (including debt instruments) and term loans during the year. Accordingly, the provision of clause 3(ix) of the Order is not applicable to the company.
- X. To the best of our knowledge and according to the information and explanations given to us, no fraud by the Company and no significant fraud on the Company has been noticed or reported during the year.
- XI. According to the information and explanations give to us and based on our examination of the records, the Company has paid /provided for managerial remuneration in accordance with the requisite approvals mandated by the provisions of section 197 read with Schedule V to the Act.
- XII. In our opinion and according to the information and explanations given to us, the company is not a Nidhi company. Accordingly, paragraph 3(xii) of the Order is not applicable.
- XIII. According to the information and explanations given to us and based on our examinations of the records of the Company, transactions with the related parties are in compliance with sections 177 and 188 of the Act, where applicable. The details of such related party transactions have been disclosed in the Financial Statements as required under Accounting Standard (AS) 18, Related Party Disclosures specified under section 133 of the Act, read with Rule 7 of the Companies (Accounts) Rules,2014.





- XIV. According to the information and explanations given to us and based on our examination of the records, the company has not made any preferential allotment or private placement of shares or fully or partly convertible debentures during the year.
- XV. According to the information and explanations given to us and based on our examination of the records, the Company has not entered into non-cash transaction with directors or persons connected with him. Accordingly, paragraph 3(xv) of the Order is not applicable.
- XVI. The Company is not required to be registered under Section 45-1A of the Reserve Bank of India Act, 1934. Accordingly, the provisions of Clause 3(xvi) of the Order are not applicable to the Company.

Place : Kolkata

Date : 17th day of May'2018



For D DAS & KAMALUDDIN
ICAI Firm Registration No. **324916E**
Chartered Accountants


(SK Kamaluddin)

Partner

Membership No. **058107**

**THE INDEPENDENT AUDITOR'S REPORT – 31ST MARCH, 2018****ANNEXURE-B****REPORT ON THE INTERNAL FINANCIAL CONTROLS UNDER CLAUSE (I) OF SUB-SECTION 3 OF SECTION 143 OF THE ACT**

We have audited the internal financial control over financial reporting of **INDIAN PROGRESSIVE PUBLISHING COMPANY PRIVATE LIMITED** ("The Company") as of 31st March, 2018 in conjunction with our audit of the standalone Ind AS financial statements of the Company for the year ended on that date.

MANAGEMENT'S RESPONSIBILITY FOR INTERNAL FINANCIAL CONTROLS

The company's management is responsible for establishing and maintaining internal financial controls based on the internal controls over financial reporting criteria established by the company considering the essential components of internal controls stated in the Guidance Note on Audit of internal financial Controls over financial Reporting issued by the Institute of Chartered Accountants of India ["ICAI"]. These responsibilities include the design, implementation and maintenance of adequate internal financial controls that were operating effectively for ensuring the orderly and efficient conduct of its business including adherence to Company's policies, the safeguarding of its assets, the prevention and detection of frauds and errors! the accuracy and completeness of the accounting records, and the timely preparation of reliable financial information, as required under the companies Act 2013 [‘the Act’].

AUDITORS' RESPONSIBILITY

Our responsibility is to express an opinion on the Company's internal financial controls over financial reporting based on our audit. we conducted over all audit in accordance with the Guidance Note on Audit of Internal Financial Controls Over Financial Reporting [the "Guidance Note"] and the standards on Auditing, issued by ICAI and deemed to be prescribed under section 143[10] of the Act to the extent applicable to an audit of internal Financial Controls, both issued by the ICAI. those Standards and the Guidance Note require that we comply with ethical requirements and plan and perform the audit to obtain reasonable assurance about whether adequate internal financial controls over financial reporting was established and maintained and if such controls operated effectively in all material respects.

Our audit involves performing procedures to obtain audit evidence about the adequacy of the internal financial controls system over financial reporting and their operating effectiveness. Our audit of internal financial controls over financial reporting included obtaining an understanding of internal financial controls over financial reporting. assessing the risk that a material weakness exists, and testing and evaluating the design and operating effectiveness of internal controls based on the assessed risk.





The procedures selected depend on the auditor's judgment, including the assessment of the risks of material misstatement of the financial statements, whether due to fraud or error. We believe that the audit evidence we have obtained is sufficient and appropriate to provide a basis for our audit opinion on the Company's internal financial controls system over financial reporting.

MEANING OF INTERNAL FINANCIAL CONTROLS OVER FINANCIAL REPORTING

A company's internal financial controls over financial reporting is a process designed to provide reasonable assurance regarding the reliability of financial reporting and the preparation of financial statements for external purpose in accordance with generally accepted accounting principles. A company's internal financial controls over financial reporting includes those policies and procedures that :-

[1] pertain to the maintenance of record that, in reasonable detail, accurately and fairly reflect the transactions and dispositions of the company;

[2] provide reasonable assurance that transaction are recorded as necessary to permit preparation of financial statements in accordance with generally accepted accounting principles, and that receipts and expenditures of the company are being made only in accordance with authorisations of management and directors of the company; and

[3] provide reasonable assurance regarding prevention or timely detection of unauthorised acquisition, use, or disposition of the company's assets that could have a material effect on the financial statements.

INHERENT LIMITATIONS OF INTERNAL FINANCIAL CONTROLS OVER FINANCIAL REPORTING

Because of the inherent limitations of internal financial controls over financial reporting, including the possibility of collusion or improper management override of controls, material misstatements due to error or fraud may occur and not be detected. Also, projection of any evaluation of the internal financial controls over financial reporting to future periods are subject to the risk that the internal financial controls over financial reporting may become inadequate because of changes in conditions, or that the degree of compliance with the policies or procedures may deteriorate.

OPINION

In our opinion, the company has, in all material respects, an adequate internal financial reporting and such internal financial controls over financial reporting were operating effectively as at 31st March 2018, based on the internal controls over financial reporting criteria established by the company considering the essential components of internal controls stated in the Guidance Note on Audit of internal Financial Controls Over financial reporting issued by ICAI.

Place : Kolkata

Date : 17th day of May'2018



For D DAS & KAMALUDDIN
ICAI Firm Registration No. 324916E
Chartered Accountants


(SK Kamaluddin)

Partner

Membership No. 058107

Indian Progressive Publishing Co. Pvt. Ltd.

CIN: U22219WB1961PTC025317

Balance Sheet as at 31 March, 2018


Particulars	Notes	(Amount in ₹)		
		As at 31 March 2018	As at 31 March 2017	As at 1 April 2016
Assets				
Non-Current Assets				
Property, Plant and Equipment	3	75,729	88,878	1,24,364
Intangible Assets	4	12,960	17,280	-
Financial Assets				
- Loans	5C	2,846	2,846	2,846
Deferred Tax Assets (Net)	8	21,480	24,879	28,086
Total Non-Current Assets		1,13,015	1,33,883	1,55,296
Current Assets				
Inventories	6	21,55,876	16,92,078	48,72,037
Financial Assets				
- Investments	5A	-	-	48,31,794
- Trade receivables	5B	44,25,847	11,32,940	-
- Loans	5C	9,000	14,000	34,918
- Cash and Cash Equivalents	5D	67,292	75,379	8,05,529
Other Current Assets	7	3,78,557	3,81,077	20,08,741
Total Current Assets		70,36,572	32,95,474	1,25,53,020
Total Assets		71,49,587	34,29,357	1,27,08,316
Equity and Liabilities				
Equity				
Equity Share Capital	9	1,17,100	1,17,100	1,17,100
Other Equity				
- Retained Earnings	10	39,23,592	1,84,827	12,65,536
- Other Reserves	10	2,81,322	2,81,322	2,81,322
Total Equity		43,22,014	5,83,249	16,63,958
Current Liabilities				
Financial Liabilities				
- Trade Payables	11	9,05,102	25,59,187	80,82,013
Provisions	12	18,45,671	39,950	25,95,654
Other Current Liabilities	13	76,799	2,46,971	3,66,691
Total Current Liabilities		28,27,572	28,46,108	1,10,44,358
Total Equity and Liabilities		71,49,587	34,29,357	1,27,08,316

Summary of significant accounting policies 2.1

The accompanying notes are an integral part of the financial statements.
As per our report of even date

For DDAS & KAMALUDDIN
ICAI Firm Registration No. 324916E
Chartered Accountants

Sk. Kamaluddin
Partner
Membership No.: 058107



For and on behalf of the Board of Directors of
Indian Progressive Publishing Co. Pvt. Ltd.

Sumit Biswas
Director
DIN: 01183450

Debabrata Maity
Director
DIN: 02597905

Place : Kolkata
Date : 17th day of May, 2018

Indian Progressive Publishing Co. Pvt. Ltd.

CIN: U22219WB1961PTC025317

Statement of Profit and Loss for the period ended 31 March, 2018

(Amount in ₹)

Particulars	Notes	For the period ended 31 March 2018	For the period ended 31 March 2017
I Revenue from Operations	14	1,47,56,708	1,06,41,088
II Other Income	15	7,000	3,50,850
III Total Income (I+II)		1,47,63,708	1,09,91,938
IV Expenses			
Cost of Raw Material Consumed	16	59,95,711	3,41,805
(Increase)/decrease in inventories of finished goods and work in progress	17	(8,57,729)	32,80,404
Publication Expenses	18	32,95,721	29,30,753
Employee Benefits Expenses	19	3,88,885	30,48,306
Selling and Distribution Expenses	20	38,263	19,71,220
Finance Cost		-	-
Depreciation and Amortisation Expenses	21	17,469	39,806
Other Expenses	22	5,52,818	4,17,196
Total expenses		94,31,138	1,20,29,490
V Profit/(loss) before exceptional items and tax (I-II)		53,32,571	(10,37,552)
VI Exceptional item		-	-
VII Profit/(loss) before tax		53,32,571	(10,37,552)
VIII Tax expense:			
Current tax		15,90,407	39,950
Deferred tax (credit)/ charge		3,399	3,207
Total tax expenses		15,93,806	43,157
IX Profit (Loss) for the period		37,38,765	(10,80,709)
X Other Comprehensive Income			
- Items that will not be reclassified to profit or loss			
Re-measurement gains/(losses) on defined benefit plans		-	-
Tax impact on re-measurement gain/(loss) on defined benefit plans		-	-
XI Total Comprehensive Income for the period (V + VI) (Comprising Profit (Loss) and Other Comprehensive Income for the period)		37,38,765	(10,80,709)
XII Earnings per equity share:	23		
(1) Basic		3,193	(923)
(2) Diluted		3,193	(923)
Summary of significant accounting policies	2.1		

The accompanying notes are an integral part of the financial statements.
As per our report of even date

For DDAS & KAMALUDDIN
ICAI Firm Registration No. 324916E
Chartered Accountants

Sk. Kamaluddin
Partner
Membership No.: 058107



For and on behalf of the Board of Directors of
Indian Progressive Publishing Co. Pvt. Ltd.

Sumit Biswas
Sumit Biswas
Director
DIN: 01183450

Debabrata Maity
Debabrata Maity
Director
DIN: 02597905

Place : Kolkata
Date : 17th day of May, 2018

Indian Progressive Publishing Co. Pvt. Ltd.
CIN: U22219WB1961PTC025317
Cash Flow Statement for the year ended 31 March 2018

Particulars	2017-18	2016-17
A. Cash flow from Operating Activities:		
Profit before Taxation	53,32,571	(10,37,552)
Adjustment for:		
Depreciation and amortisation expenses	17,469	39,806
Loss/(profit) on sale/disposal of Assets (net)		
Gain on sale of current investment (net)		(2,67,957)
Bad debts / Advances made		
Adjustment for Rounded off	1	-
Provisions for liabilities	2,15,314	-
Finance costs		
Interest / Dividend Income		(64,393)
Income from financial assets at amortised cost		
Operation profit before Working Capital changes	55,65,355	(13,30,096)
Adjustment for:		
Trade & other receivables	(32,85,387)	(18,22,249)
Inventories	(4,63,798)	31,79,959
Trade & other payables	(18,24,257)	(56,42,546)
Cash Generated from operations	(8,087)	(56,14,932)
Income Tax paid	-	(2,57,763)
Net cash flow from Operating Activities	(8,087)	(58,72,695)
B. Cash flow from Investing Activities		
Purchase of Property, Plant and Equipment / Capital Work-in-Progress	-	(21,600)
Proceeds from Sale of Property, Plant and Equipment	-	-
Investment in Subsidiaries, Associates & Joint Ventures	-	-
Sale/(purchase) of Current/Non-Current Investments (net)	-	50,99,751
Redemption of Long Term Investments	-	-
Interest / dividend received	-	64,393
Advance to bodies Corporate for share subscription	-	-
Advance to subsidiaries, Joint Venture for share subscription	-	-
Net cash used in Investing Activities	-	51,42,545
C. Cash flow from Financing Activities		
Proceeds from Long Term Borrowings	-	-
Repayment of Long Term Borrowings	-	-
Net increase/(decrease) in Cash Credit facilities and other Short Term Borrowings	-	-
Advance received from Customer	-	-
Finance cost paid	-	-
Dividend paid	-	-
Dividend Tax paid	-	-
Net Cash flow from Financing Activities	-	-
Net Increase / (decrease) in cash & cash equivalents	(8,087)	(7,30,150)
Cash and Cash equivalents - Opening Balance	75,379	8,05,529
Cash and Cash equivalents - Closing Balance	67,292	75,379
CASH & CASH EQUIVALENTS COMPRISES OF:		
Balances with banks		
- In current accounts	47,437	73,621
Cash in hand	19,855	1,758
	67,292	75,379

The accompanying notes are an integral part of the financial statements.
As per our report of even date

For D DAS & KAMALUDDIN
ICAI Firm Registration No. 324916E
Chartered Accountants

Sk. Kamaluddin
Partner
Membership No.: 058107

Place : Kolkata
Date : 17th day of May, 2018



For and on behalf of the Board of Directors of
Indian Progressive Publishing Co. Pvt. Ltd.

Sumit Biswas
Director
DIN: 01183450

Debabrata Maity
Director
DIN: 02597905

Indian Progressive Publishing Co. Pvt. Ltd.

CIN: U22219WB1961PTC025317

Statement of changes in equity for the year ended 31 March 2018

A. Equity Share Capital:

Issued, subscribed and fully paid up (Share of ₹ 100 each)	No. of Shares	Amount in ₹
At 1 April 2016	1,171	1,17,100
Issued during the year	-	-
At 31 March 2017	1,171	1,17,100
Issued during the year	-	-
At 31 March 2018	1,171	1,17,100

B. Other Equity

Particulars	Reserve & Surplus			
	Retained Earnings	General Reserve	Capital Reserve	Total
As at 1st April 2016	12,65,536	2,74,022	7,300	15,46,858
Profit for the year	(10,80,709)	-	-	(10,80,709)
Other comprehensive income for the year	-	-	-	-
Total Comprehensive Income for the year	(10,80,709)	-	-	(10,80,709)
As at 31st March 2017	1,84,827	2,74,022	7,300	4,66,149
Profit for the year	37,38,765	-	-	37,38,765
Other comprehensive income for the year	-	-	-	-
Total Comprehensive Income for the year	37,38,765	-	-	37,38,765
As at 31st March 2018	39,23,592	2,74,022	7,300	42,04,914

Summary of significant accounting policies

2.1

The accompanying notes are an integral part of the financial statements.

As per our report of even date

For DDAS & KAMALUDDIN
ICAI Firm Registration No. 324916E
Chartered Accountants

For and on behalf of the Board of Directors of
Indian Progressive Publishing Co. Pvt. Ltd.

SK. Kamaluddin
Partner
Membership No.: 058107



Sumit Biswas
Director
DIN: 01183450

Debabrata Maity
Director
DIN: 02597905

Place : Kolkata
Date : 17th day of May, 2018

1. Corporate information

Indian Progressive Publishing Company Private Limited (the Company) is a private company domiciled in India and incorporated under the provisions of the Companies Act, 1956. These are standalone financial statements and, accordingly, these Indian Accounting Standard (Ind AS) financial statements incorporate amounts and disclosures related to the Company only.

The Company is primarily engaged in composing services for Educational Books

2. Significant accounting policies

2.1 Basis of preparation

The standalone financial statements of the Company have been prepared in accordance with Indian Accounting Standards (Ind AS) notified under the Companies (Indian Accounting Standards) Rules, 2015.

For all periods up to and including the year ended 31 March 2017, the Company prepared its standalone financial statements in accordance with accounting standards notified under the section 133 of the Companies Act, 2013, read together with paragraph 7 of the Companies (Accounting Standards) Rules, 2014 and Companies (Accounting Standards) Amendment Rules, 2016 (Indian GAAP). These financial statements for the year ended 31 March 2018 are the first the Company has prepared in accordance with Ind AS. Refer note 32 on how the Company adopted Ind AS.

The standalone financial statements have been prepared on a historical cost convention, except for the following assets and liabilities which have been measured at fair value.

- i) Certain financial assets and liabilities measured at fair value (refer accounting policy regarding financial instruments).
- ii) Equity settled employee share-based payment plan

The standalone financial statements are presented in INR (Indian Rupees) and all values are rounded to the nearest Rupee, except when otherwise indicated.

2.2 Current versus non-current classification


The Company presents assets and liabilities in the balance sheet based on current/ non-current classification. An asset is classified as current when:

- It is expected to be realised or intended to sold or consumed in normal operating cycle
- It is held primarily for the purpose of trading
- It is expected to be realised within twelve months after the reporting period, or
- Cash or cash equivalent unless restricted from being exchanged or used to settle a liability for at least twelve months after the reporting period.

All other assets are classified as non-current.

A liability is classified as current when:

- It is expected to be settled in normal operating cycle
- It is held primarily for the purpose of trading
- It is due to be settled within twelve months after the reporting period, or
- There is no unconditional right to defer the settlement of the liability for at least twelve months after the reporting period



The Company classifies all other liabilities as non-current.

Deferred tax assets and liabilities are classified as non-current assets and liabilities.

The operating cycle is the time between the acquisition of assets for processing and their realisation in cash and cash equivalents. The Company has identified twelve months as its operating cycle.

2.3 Foreign currencies

Functional and presentational currency

The Company's financial statements are presented in INR, which is also the Company's functional currency. Functional currency is the currency of the primary economic environment in which an entity operates and is normally the currency in which the entity primarily generates and expends cash.

Transactions and balances

Transactions in foreign currencies are initially recorded by the Company at the functional currency spot rates at the date the transaction first qualifies for recognition.

Monetary assets and liabilities denominated in foreign currencies are translated at the functional currency spot rates of exchange at the reporting date.

Exchange differences arising on settlement or translation of monetary items are recognised in profit or loss.

The Company has not entered into any foreign currency transaction during the year.

2.4 Fair value measurement

The Company measures certain financial instruments and equity settled employee share based payment plan at fair value at each reporting date.

Fair value is the price that would be received to sell an asset or paid to transfer a liability in an orderly transaction between market participants at the measurement date. The fair value measurement is based on the presumption that the transaction to sell the asset or transfer the liability takes place either:

- in the principal market for the asset or liability, or
- in the absence of a principal market, in the most advantageous market for the asset or liability.

The principal or the most advantageous market must be accessible by the Company.

The fair value of an asset or a liability is measured using the assumptions that market participants would use when pricing the asset or liability, assuming that market participants act in their economic best interest.

A fair value measurement of a non-financial asset takes into account a market participant's ability to generate economic benefits by using the asset in its highest and best use or by selling it to another market participant that would use the asset in its highest and best use.

The Company uses valuation techniques that are appropriate in the circumstances and for which sufficient data are available to measure fair value, maximising the use of relevant observable inputs and minimising the use of unobservable inputs.



Indian Progressive Publishing Co. Pvt. Ltd.

CIN: U22219WB1961PTC025317

Notes to financial statements for the year ended 31 March 2018

All assets and liabilities for which fair value is measured or disclosed in the financial statements are categorised within the fair value hierarchy, described as follows, based on the lowest level input that is significant to the fair value measurement as a whole:

- Level 1 — Quoted (unadjusted) market prices in active markets for identical assets or liabilities
- Level 2 — Valuation techniques for which the lowest level input that is significant to the fair value measurement is directly or indirectly observable
- Level 3 — Valuation techniques for which the lowest level input that is significant to the fair value measurement is unobservable.

For assets and liabilities that are recognised in the financial statements on a recurring basis, the Company determines whether transfers have occurred between levels in the hierarchy by re-assessing categorisation (based on the lowest level input that is significant to the fair value measurement as a whole) at the end of each reporting period.

External valuers are involved for valuation of significant assets, unquoted financial assets, and significant liabilities, such as valuation of unquoted investments and equity settled employee share based payment plan. Involvement of external valuers is decided upon annually by the Company's management. Selection criteria include market knowledge, reputation, independence and whether professional standards are maintained.

At each reporting date, the Company's management analyses the movements in the values of assets and liabilities which are required to be re-measured or re-assessed as per the Company's accounting policies. For this analysis, the Company's management verifies the major inputs applied in the latest valuation by agreeing the information in the valuation computation to contracts and other relevant documents.

The Company's management, in conjunction with the Company's external valuers, also compares the change in the fair value of each asset and liability with relevant external sources to determine whether the change is reasonable.

For the purpose of fair value disclosures, the Company has determined classes of assets and liabilities on the basis of the nature, characteristics and risks of the asset or liability and the level of the fair value hierarchy as explained above.

This note summarises accounting policy for fair value. Other fair value related disclosures are given in the relevant notes.

- Disclosures for valuation methods, significant estimates and assumptions (Note 44)
- Financial instruments (including those carried at amortised cost) (Note 44)

2.5 Revenue recognition

Revenue is recognised to the extent that it is probable that the economic benefits will flow to the Company and the revenue can be reliably measured, regardless of when the payment is received. Revenue is measured at the fair value of the consideration received or receivable, taking into account contractually defined terms of payment and excluding taxes or duties collected on behalf of the government. The Company has concluded that it is the principal in all of its revenue arrangements since it is the primary obligor in all the revenue arrangements, has pricing latitude, and is also exposed to credit risks.

Sales tax/ Value added tax (VAT)/ Goods and services Tax (GST) is not received by the Company on its own account. Rather, it is tax collected on value added to the commodity by the seller on behalf of the government. Accordingly, it is excluded from revenue.



Revenue from operations has been considered by deducting the amount of sales return from the gross amount of sales for the period. The Company has made its 100% sales to its 100% Holding Company Chhaya Prakashani Private Limited, return of books from Chhaya Prakashani Private Limited during the year has been accounted for while arriving at the net sales figure. However as per IND AS revenue is to be measured at fair value, gross number of sales to be adjusted towards provisions for sales return with corresponding decrease in Trade receivables. No such provision for sales return has been made in the books for the period.

The specific recognition criteria described below must also be met before revenue is recognised.

Sale of goods

Revenue from the sale of goods is recognised when the significant risks and rewards of ownership of the goods have passed to the buyer. Revenue from the sale of goods is measured at the fair value of the consideration received or receivable, net of sales returns, turnover discounts and cash discounts.

The provision for anticipated returns is made primarily on the basis of historical return rates. The provision for turnover discount and cash discount is made on estimated basis based on historical trends.

Sale of services

Service income is recognized on accrual basis as and when services are provided and invoices raised during the year.

Interest income

Interest income is recognized on time proportion basis taking into account the amount outstanding and the rate applicable. For all financial instruments measured at amortised cost and other interest-bearing financial assets, interest income is recorded using the effective interest rate (EIR). The EIR is the rate that exactly discounts the estimated future cash receipts over the expected life of the financial instrument or a shorter period, where appropriate, to the net carrying amount of the financial asset. When calculating the effective interest rate, the Company estimates the expected cash flows by considering all the contractual terms of the financial instrument (for example, prepayment, extension, call and similar options) but does not consider the expected credit losses. Interest income is included in other income in the statement of profit or loss.

The Company has recognised Interest income on security deposits by discounting the same at 12.50% effective interest rate.

2.6 Income taxes

Current income tax

Current income tax assets and liabilities are measured at the amount expected to be recovered from or paid to the tax authorities in accordance with the Indian Income Tax Act, 1961. The tax rates and tax laws used to compute the amount are those that are enacted or substantively enacted at the reporting date in the countries where the Company operates and generates taxable income.

Current income tax relating to items recognised outside profit or loss is recognised outside profit or loss (either in other comprehensive income or in equity). Current tax items are recognised in correlation to the underlying transaction either in OCI or directly in equity. Management periodically evaluates positions taken in the tax returns with respect to situations in which applicable tax regulations are subject to interpretation and establishes provisions where appropriate.

Deferred tax

Deferred tax is provided using the liability method on temporary differences between the tax bases of assets and liabilities and their carrying amounts for financial reporting purposes at the reporting date.



Deferred tax liabilities are recognised for all taxable temporary differences, except:

- When the deferred tax liability arises from the initial recognition of goodwill or an asset or liability in a transaction that is not a business combination and, at the time of the transaction, affects neither the accounting profit nor taxable profit or loss
- In respect of taxable temporary differences associated with investments in subsidiaries, associates and interests in joint arrangements, when the timing of the reversal of the temporary differences can be controlled and it is probable that the temporary differences will not reverse in the foreseeable future.

Deferred tax assets are recognised for all deductible temporary differences, the carry forward of unused tax credits and any unused tax losses. Deferred tax assets are recognised to the extent that it is probable that taxable profit will be available against which the deductible temporary differences, and the carry forward of unused tax credits and unused tax losses can be utilised, except:

- When the deferred tax asset relating to the deductible temporary difference arises from the initial recognition of an asset or liability in a transaction that is not a business combination and, at the time of the transaction, affects neither the accounting profit nor taxable profit or loss
- In respect of deductible temporary differences associated with investments in subsidiaries, associates and interests in joint arrangements, deferred tax assets are recognised only to the extent that it is probable that the temporary differences will reverse in the foreseeable future and taxable profit will be available against which the temporary differences can be utilised.

The carrying amount of deferred tax assets is reviewed at each reporting date and reduced to the extent that it is no longer probable that sufficient taxable profit will be available to allow all or part of the deferred tax asset to be utilised. Unrecognised deferred tax assets are re-assessed at each reporting date and are recognised to the extent that it has become probable that future taxable profits will allow the deferred tax asset to be recovered.

Deferred tax assets and liabilities are measured at the tax rates that are expected to apply in the year when the asset is realised or the liability is settled, based on tax rates (and tax laws) that have been enacted or substantively enacted at the reporting date.

Deferred tax relating to items recognised outside profit or loss is recognised outside profit or loss. Deferred tax items are recognised in correlation to the underlying transaction either in other comprehensive income or directly in equity.

Deferred tax assets and deferred tax liabilities are offset if a legally enforceable right exists to set off current tax assets against current tax liabilities and the deferred taxes relate to the same taxable entity and the same taxation authority.

2.7 Property, plant and equipment

Under the previous GAAP (Indian GAAP), property, plant and equipment, except land and building acquired before 1st April 2016, were carried in the balance sheet at cost, net of accumulated depreciation and accumulated impairment losses, if any. The Company has elected to continue with the carrying value for all its item of property, plant and equipment as recognised in its Indian GAAP financial as deemed cost at the transition date, viz, 1st April 2016.

Capital work in progress, plant and equipment are stated at cost, net of accumulated depreciation and/or accumulated impairment losses, if any. Such cost includes the cost of replacing parts of the property, plant and equipment and borrowing costs for long-term construction projects if the recognition criteria are met. When



Indian Progressive Publishing Co. Pvt. Ltd.

CIN: U22219WB1961PTC025317

Notes to financial statements for the year ended 31 March 2018

significant parts of property, plant and equipment are required to be replaced at intervals, the Company recognises such parts as individual assets with specific useful lives and depreciates them accordingly. Likewise, when a major inspection is performed, its cost is recognised in the carrying amount of the plant and equipment as a replacement if the recognition criteria are satisfied. All other repair and maintenance costs are recognised in the profit or loss as incurred. The present value of the expected cost for the decommissioning of the asset after its use, is included in the cost of the respective asset if the recognition criteria for a provision are met.

In accordance with Ind AS 101 provisions related to first time adoption, the Company has elected to apply Ind AS accounting for business combinations prospectively from 1st April 2016. As such, Indian GAAP balances relating to business combinations entered into before that date, have been carried forward with no adjustments. (please refer note 45)

Depreciation

Till 31st March 2017, depreciation on property, plant and equipment was being provided on written down value method. W.e.f. 1st April 2017, depreciation is being provided on straight line method.

Depreciation on property, plant and equipment, other than leasehold improvements, have been provided on pro-rata basis, on the straight line method, using rates determined based on management's technical assessment of useful economic lives of the asset.

Followings are the estimated useful lives of various category of assets used.

Category of assets	Useful life as adopted by management	Useful life as per Schedule II
Office Equipment	5 years	5 years
Furniture & fixture	10 years	10 years
Vehicle	10 years	8 years
Computer (except tablets*)	6 years	3 years

*Tablets are depreciated at an estimated useful life of 3 years.

Leasehold improvements are amortised over economic useful life or unexpired period of lease whichever is less. Assets costing ₹ 5,000 or less are depreciated entirely in the year of purchase.

The Company, based on technical assessment made by technical expert and management estimate, depreciates certain items of plant and machinery, vehicles, computers and building over estimated useful lives which are different from useful life prescribed in Schedule II to the Companies Act, 2013. The management believes that these estimated useful lives are realistic and reflect fair approximation of the period over which the assets are likely to be used.

An item of property, plant and equipment and any significant part initially recognised is derecognised upon disposal or when no future economic benefits are expected from its use or disposal. Any gain or loss arising on de-recognition of the asset (calculated as the difference between the net disposal proceeds and the carrying amount of the asset) is included in the statement of profit or loss when the asset is derecognised.

The residual values, useful lives and methods of depreciation of property, plant and equipment are reviewed at each financial year end and adjusted prospectively, if appropriate.

2.8 Intangible assets

Under the previous GAAP (Indian GAAP), intangible assets were carried in the balance sheet at cost, net of accumulated amortization and accumulated impairment losses, if any. The Company has elected to continue



Indian Progressive Publishing Co. Pvt. Ltd.

CIN: U22219WB1961PTC025317

Notes to financial statements for the year ended 31 March 2018

with the carrying value for all its item of intangible assets as recognised in its Indian GAAP financial as deemed cost at the transition date, viz. 1st April 2016.

In accordance with Ind AS 101 provisions related to first time adoption, the Company has elected to apply Ind AS accounting for business combinations prospectively from 1st April 2016. As such, Indian GAAP balances relating to business combinations entered into before that date, including goodwill, have been carried forward with no adjustments. (please refer note 45)

Recognition and measurement

Intangible assets acquired separately are measured on initial recognition at cost. The cost of intangible assets acquired in a business combination is their fair value as at the date of acquisition. Following initial recognition, intangible assets are carried at cost less accumulated amortisation and accumulated impairment losses, if any. Internally generated intangible assets, excluding capitalised development costs, are not capitalised and expenditure is recognised in the statement of profit or loss when it is incurred.

Amortisation and useful lives

The useful lives of intangible assets are assessed as either finite or indefinite.

Intangible assets with finite lives are amortised over their useful economic lives and assessed for impairment whenever there is an indication that the intangible asset may be impaired. The amortisation period and the amortisation method for an intangible asset with a finite useful life are reviewed at least at the end of each reporting period. Changes in the expected useful life or the expected pattern of consumption of future economic benefits embodied in the asset are accounted for by changing the amortisation period or method, as appropriate, and are treated as changes in accounting estimates. The amortisation expense on intangible assets with finite lives is recognised in the statement of profit or loss in the expense category consistent with the function of the intangible assets.

Intangible assets with indefinite useful lives are not amortised, but are tested for impairment annually, either individually or at the cash-generating unit level. The assessment of indefinite life is reviewed annually to determine whether the indefinite life continues to be supportable. If not, the change in useful life from indefinite to finite is made on a prospective basis.

Gains or losses arising from de-recognition of an intangible asset are measured as the difference between the net disposal proceeds and the carrying amount of the asset and are recognised in the statement of profit or loss when the asset is derecognised.

Research and development costs

Research costs are expensed as incurred. Development expenditure incurred on an individual project is recognized as an intangible asset when the company can demonstrate all the following:

- The technical feasibility of completing the intangible asset so that it will be available for use or sale. Its intention to complete the asset.
- Its ability to use or sell the asset. How the asset will generate future economic benefits
- The availability of adequate resources to complete the development and to use or sell the asset
- The ability to measure reliably the expenditure attributable to the intangible asset during development.

Following the initial recognition of the development expenditure as an asset, the cost model is applied requiring the asset to be carried at cost less any accumulated amortization and accumulated impairment losses. Amortization of the asset begins when development is complete and the asset is available for use. It is amortized on a straight line basis over the period of expected future benefit from the related project. Amortization is recognized in the statement of profit and loss. During the period of development, the asset is tested for impairment annually.



A summary of the policies applied to the Company's intangible assets is as follows:

Intangible assets	Useful lives	Amortization method used	Internally generated or acquired
Computer software	Finite (5 years)	Amortized on straight line basis over the period of useful lives	Acquired

2.9 Borrowing costs

Borrowing costs directly attributable to the acquisition, construction or production of an asset that necessarily takes a substantial period of time to get ready for its intended use or sale are capitalised as part of the cost of the asset. All other borrowing costs are expensed in the period in which they occur. Borrowing costs consist of interest and other costs that an entity incurs in connection with the borrowing of funds.

2.10 Leases

The determination of whether an arrangement is (or contains) a lease is based on the substance of the arrangement at the inception of the lease. The arrangement is, or contains, a lease if fulfilment of the arrangement is dependent on the use of a specific asset or assets and the arrangement conveys a right to use the asset or assets, even if that right is not explicitly specified in an arrangement.

Company as a lessee

A lease is classified at the inception date as a finance lease or an operating lease. A lease that transfers substantially all the risks and rewards incidental to ownership to the Company is classified as a finance lease. An operating lease is a lease other than a finance lease.

The Company does not have lease arrangement with any party for its operation.

2.11 Inventories

Inventories are valued at the lower of cost and net realisable value.

Costs incurred in bringing each product to its present location and condition is accounted for as follows:

- Raw materials: cost includes cost of purchase and other costs incurred in bringing the inventories to their present location and condition. Cost is determined on first in, first out basis.
- Finished goods and work in progress: cost includes cost of direct materials and labour and a proportion of manufacturing overheads based on the normal operating capacity, but excluding borrowing costs. Cost is determined on first in, first out basis.
- Traded goods: cost includes cost of purchase and other costs incurred in bringing the inventories to their present location and condition. Cost is determined on first in, first out basis.

Net realisable value is the estimated selling price in the ordinary course of business, less estimated costs of completion and the estimated costs necessary to make the sale.

The Company is engaged in providing composing services for educational books hence there is non such amount of inventory lying with it as on the year end.



2.12 Impairment of non-financial assets

The Company assesses, at each reporting date, whether there is an indication that an asset may be impaired. If any indication exists, or when annual impairment testing for an asset is required, the Company estimates the asset's recoverable amount. An asset's recoverable amount is the higher of an asset's or cash-generating unit's (CGU) fair value less costs of disposal and its value in use. Recoverable amount is determined for an individual asset, unless the asset does not generate cash inflows that are largely independent of those from other assets or groups of assets. When the carrying amount of an asset or CGU exceeds its recoverable amount, the asset is considered impaired and is written down to its recoverable amount.

In assessing value in use, the estimated future cash flows are discounted to their present value using a pre-tax discount rate that reflects current market assessments of the time value of money and the risks specific to the asset. In determining fair value less costs of disposal, recent market transactions are taken into account. If no such transactions can be identified, an appropriate valuation model is used. These calculations are corroborated by valuation multiples, quoted share prices for publicly traded companies or other available fair value indicators.

The Company bases its impairment calculation on detailed budgets and forecast calculations, which are prepared separately for each of the Company's CGUs to which the individual assets are allocated. These budgets and forecast calculations generally cover a period of five years. For longer periods, a long-term growth rate is calculated and applied to project future cash flows after the fifth year. To estimate cash flow projections beyond periods covered by the most recent budgets/forecasts, the Company extrapolates cash flow projections in the budget using a steady or declining growth rate for subsequent years, unless an increasing rate can be justified. In any case, this growth rate does not exceed the long-term average growth rate for the products, industries, or country or countries in which the entity operates, or for the market in which the asset is used.

Impairment losses of continuing operations, including impairment on inventories, are recognised in the statement of profit and loss.

For assets excluding goodwill, an assessment is made at each reporting date to determine whether there is an indication that previously recognised impairment losses no longer exist or have decreased. If such indication exists, the Company estimates the asset's or CGU's recoverable amount. A previously recognised impairment loss is reversed only if there has been a change in the assumptions used to determine the asset's recoverable amount since the last impairment loss was recognised. The reversal is limited so that the carrying amount of the asset does not exceed its recoverable amount, nor exceed the carrying amount that would have been determined, net of depreciation, had no impairment loss been recognised for the asset in prior years. Such reversal is recognised in the statement of profit or loss unless the asset is carried at a revalued amount, in which case, the reversal is treated as a revaluation increase.

Goodwill is tested for impairment annually and when circumstances indicate that the carrying value may be impaired.

Impairment is determined for goodwill by assessing the recoverable amount of each CGU (or group of CGUs) to which the goodwill relates. When the recoverable amount of the CGU is less than its carrying amount, an impairment loss is recognised. Impairment losses relating to goodwill cannot be reversed in future periods.

2.13 Financial Instruments

A financial instrument is any contract that gives rise to a financial asset of one entity and a financial liability or equity instrument of another entity.



Financial assets

Initial recognition and measurement

All financial assets are recognised initially at fair value plus, in the case of financial assets not recorded at fair value through profit or loss, transaction costs that are attributable to the acquisition of the financial asset.

Subsequent measurement

For purposes of subsequent measurement, financial assets are classified in four categories:

- Financial assets at amortised cost
- Financial assets at fair value through profit or loss (FVTPL)

Financial assets at amortised cost

A 'debt instrument' is measured at the amortised cost if both the following conditions are met:

- The asset is held within a business model whose objective is to hold assets for collecting contractual cash flows, and
- Contractual terms of the asset give rise on specified dates to cash flows that are solely payments of principal and interest (SPPI) on the principal amount outstanding.

After initial measurement, such financial assets are subsequently measured at amortised cost using the effective interest rate (EIR) method. Amortised cost is calculated by taking into account any discount or premium on acquisition and fees or costs that are an integral part of the EIR. The EIR amortization is included in finance income in the profit or loss. The losses arising from impairment are recognised in the profit or loss.

Debt instrument at FVTOCI

A debt instruments is classified as at the FVTOCI if both of the following criteria are met:

- The objective of the business model is achieved both by collecting contractual cash flows and selling the financial assets, and
- The asset's contractual cash flows represent SPPI.

Debt instruments included within the FVTOCI category are measured initially as well as at each reporting date at fair value. Fair value movements are recognized in the other comprehensive income (OCI). However, the Company recognizes interest income, impairment losses & reversals and foreign exchange gain or loss in the P&L. On de-recognition of the asset, cumulative gain or loss previously recognised in OCI is reclassified from the equity to P&L. Interest earned whilst holding FVTOCI debt instrument is reported as interest income using the EIR method.

Equity instruments at FVTOCI

All equity instruments in scope of Ind AS 109 are measured at fair value. Equity instruments which are held for trading and contingent consideration recognised by an acquirer in a business combination to which Ind AS 103 applies are classified as at FVTPL. For all other equity instruments, the group may make an irrevocable election to present subsequent changes in the fair value in other comprehensive income. The group makes such election on an instrument-by-instrument basis. The classification is made on initial recognition and is irrevocable.

If the company decides to classify an equity instrument as at FVTOCI, then all fair value changes on the instrument, excluding dividends, are recognized in the OCI. There is no recycling of the amounts from OCI to P&L, even on sale of investment. However, the company may transfer the cumulative gain or loss within equity.



Equity instruments included within the FVTPL category are measured at fair value with all changes recognized in the P&L.

Financial assets at FVTPL

FVTPL is a residual category for financial assets. Any financial assets, which does not meet the criteria for categorization as at amortized cost or as FVTOCI, is classified as at FVTPL.

In addition, the Company may elect to classify a financial asset, which otherwise meets amortized cost or FVTOCI criteria, as at FVTPL. However, such election is allowed only if doing so reduces or eliminates a measurement or recognition inconsistency (referred to as 'accounting mismatch').

Financial assets included within the FVTPL category are measured at fair value with all changes recognized in the P&L.

De-recognition

A financial asset (or, where applicable, a part of a financial asset or part of a group of similar financial assets) is primarily derecognised (i.e. removed from the Company's standalone balance sheet) when:

- The rights to receive cash flows from the asset have expired, or
- The Company has transferred its rights to receive cash flows from the asset or has assumed an obligation to pay the received cash flows in full without material delay to a third party under a 'pass-through' arrangement; and either (a) the Company has transferred substantially all the risks and rewards of the asset, or (b) the Company has neither transferred nor retained substantially all the risks and rewards of the asset, but has transferred control of the asset.

When the Company has transferred its rights to receive cash flows from an asset or has entered into a pass-through arrangement, it evaluates if and to what extent it has retained the risks and rewards of ownership. When it has neither transferred nor retained substantially all of the risks and rewards of the asset, nor transferred control of the asset, the company continues to recognise the transferred asset to the extent of the Company's continuing involvement. In that case, the company also recognises an associated liability. The transferred asset and the associated liability are measured on a basis that reflects the rights and obligations that the Company has retained.

Continuing involvement that takes the form of a guarantee over the transferred asset is measured at the lower of the original carrying amount of the asset and the maximum amount of consideration that the Company could be required to repay.

Impairment of financial assets

In accordance with Ind-AS 109, the Company applies expected credit loss (ECL) model for measurement and recognition of impairment loss on the following financial assets and credit risk exposure:

- Financial assets that are measured at amortised cost e.g., loans, debt securities, deposits, trade receivables and bank balance
- Financial assets that are measured as at FVTOCI
- Contract assets and trade receivables under Ind-AS 18.

The Company follows 'simplified approach' for recognition of impairment loss allowance on trade receivables,

The application of simplified approach does not require the Company to track changes in credit risk. Rather, it recognises impairment loss allowance based on lifetime ECLs at each reporting date, right from its initial recognition.



For recognition of impairment loss on other financial assets and risk exposure, the Company determines that whether there has been a significant increase in the credit risk since initial recognition. If credit risk has not increased significantly, 12-month ECL is used to provide for impairment loss. However, if credit risk has increased significantly, lifetime ECL is used. If, in a subsequent period, credit quality of the instrument improves such that there is no longer a significant increase in credit risk since initial recognition, then the entity reverts to recognising impairment loss allowance based on 12-month ECL.

ECL impairment loss allowance (or reversal) recognized during the period is recognized as income/expense in the statement of profit and loss (P&L). This amount is reflected under the head 'other expenses' in the P&L.

Financial liabilities

Initial recognition and measurement

Financial liabilities are classified, at initial recognition, as financial liabilities at fair value through profit or loss, loans and borrowings, payables, or as derivatives designated as hedging instruments in an effective hedge, as appropriate.

All financial liabilities are recognised initially at fair value and, in the case of loans and borrowings and payables, net of directly attributable transaction costs.

The Company's financial liabilities include trade and other payables and loans and borrowings including bank overdrafts.

Subsequent measurement

The measurement of financial liabilities depends on their classification, as described below:

Financial liabilities at fair value through profit or loss

Financial liabilities at fair value through profit or loss include financial liabilities held for trading and financial liabilities designated upon initial recognition as at fair value through profit or loss. Financial liabilities are classified as held for trading if they are incurred for the purpose of repurchasing in the near term. Gains or losses on liabilities held for trading are recognised in the profit or loss.

Financial liabilities designated upon initial recognition at fair value through profit or loss are designated as such at the initial date of recognition, and only if the criteria in Ind-AS 109 are satisfied. For liabilities designated as FVTPL, fair value gains/ losses attributable to changes in own credit risk are recognized in OCI. These gains/loss are not subsequently transferred to P&L. However, the Company may transfer the cumulative gain or loss within equity. All other changes in fair value of such liability are recognised in the statement of profit or loss.

Loans and borrowings

This is the category most relevant to the Company. After initial recognition, interest-bearing loans and borrowings are subsequently measured at amortised cost using the EIR method. Gains and losses are recognised in profit or loss when the liabilities are derecognised as well as through the EIR amortisation process. Amortised cost is calculated by taking into account any discount or premium on acquisition and fees or costs that are an integral part of the EIR. The EIR amortisation is included as finance costs in the statement of profit and loss. This category generally applies to borrowings.



De-recognition

A financial liability is derecognised when the obligation under the liability is discharged or cancelled or expires. When an existing financial liability is replaced by another from the same lender on substantially different terms, or the terms of an existing liability are substantially modified, such an exchange or modification is treated as the de-recognition of the original liability and the recognition of a new liability. The difference in the respective carrying amounts is recognised in the statement of profit or loss

Re-classification of Financial Assets

The Company determines classification of financial assets and liabilities on initial recognition. After initial recognition, no reclassification is made for financial assets which are equity instruments and financial liabilities. For financial assets which are debt instruments, a reclassification is made only if there is a change in the business model for managing those assets. Changes to the business model are expected to be infrequent. The Company's senior management determines change in the business model as a result of external or internal changes which are significant to the Company's operations. Such changes are evident to external parties. A change in the business model occurs when the Company either begins or ceases to perform an activity that is significant to its operations. If the Company reclassifies financial assets, it applies the reclassification prospectively from the reclassification date which is the first day of the immediately next reporting period following the change in business model. The Company does not restate any previously recognised gains, losses (including impairment gains or losses) or interest.

Offsetting of Financial Instruments

Financial assets and financial liabilities are offset and the net amount is reported in the standalone balance sheet if there is a currently enforceable legal right to offset the recognised amounts and there is an intention to settle on a net basis, to realise the assets and settle the liabilities simultaneously.

2.14 Retirement and other employee benefits

Retirement benefit in the form of provident fund is a defined contribution scheme. The Company has no obligation, other than the contribution payable to the provident fund. The Company recognizes contribution payable to the provident fund scheme as an expense, when an employee renders the related service. If the contribution payable to the scheme for service received before the balance sheet date exceeds the contribution already paid, the deficit payable to the scheme is recognized as a liability after deducting the contribution already paid. If the contribution already paid exceeds the contribution due for services received before the balance sheet date, then excess is recognized as an asset to the extent that the pre-payment will lead to, for example, a reduction in future payment or a cash refund.

The Company operates a defined benefit gratuity plan in India, which requires contributions to be made to a separately administered fund.

2.15 Provisions

Provisions are recognised when the Company has a present obligation (legal or constructive) as a result of a past event, it is probable that an outflow of resources embodying economic benefits will be required to settle the obligation and a reliable estimate can be made of the amount of the obligation. When the Company expects some or all of a provision to be reimbursed, the reimbursement is recognised as a separate asset, but only when the reimbursement is virtually certain. The expense relating to a provision is presented in the statement of profit or loss net of any reimbursement.



If the effect of the time value of money is material, provisions are discounted using a current pre-tax rate that reflects, when appropriate, the risks specific to the liability. When discounting is used, the increase in the provision due to the passage of time is recognised as a finance cost.

2.16 Cash and cash equivalents

Cash and cash equivalent in the balance sheet comprise cash at banks and on hand and short-term deposits with an original maturity of three months or less, which are subject to an insignificant risk of changes in value.

For the purpose statement of cash flows, cash and cash equivalents consist of cash at bank and in hand and short term investments with an original maturity of three months or less.

2.17 Earnings Per Share (EPS)

Basic EPS amounts are calculated by dividing the profit or loss for the period attributable to equity shareholders of the company by the weighted average number of equity shares outstanding during the year.


Diluted EPS amounts are calculated by dividing the profit or loss attributable to equity shareholders of the company by the weighted average number of equity shares outstanding during the year plus the weighted average number of equity shares that would be issued on conversion of all the dilutive potential equity shares into equity shares.

2.18 Cash dividend and non-cash distribution to equity holders of the Company

The Company recognises a liability to make cash or non-cash distributions to equity holders of the Company when the distribution is authorised and the distribution is no longer at the discretion of the Company. As per the corporate laws in India, a distribution is authorised when it is approved by the shareholders. A corresponding amount is recognised directly in equity.

Non-cash distributions are measured at the fair value of the assets to be distributed with fair value re-measurement recognised directly in equity.

Upon distribution of non-cash assets, any difference between the carrying amount of the liability and the carrying amount of the assets distributed is recognised in the statement of profit and loss.



3. Property, Plant and Equipment

Particulars	(Amount in ₹)			
	Equipment & Facilities	Furniture & Fixtures	Computer	Total
Cost*				
As at 1 April 2016	2,669	1,14,378	7,316	1,24,364
Additions				-
Deletions				-
As at 31 March 2017	2,669	1,14,378	7,316	1,24,364
Additions				-
Deletions				-
As at 31 March 2018	2,669	1,14,378	7,316	1,24,364
Accumulated depreciation				
As at 1 April 2016	-	-	-	-
Charged during the period	1,330	29,594	4,562	35,486
Deletions	-	-	-	-
As at 31 March 2017	1,330	29,594	4,562	35,486
Charged during the period	638	11,474	1,037	13,149
Deletions	-	-	-	-
As at 31 March 2018	1,968	41,068	5,599	48,635
Net block				
As at 1 April 2016	2,669	1,14,378	7,316	1,24,364
As at 31 March 2017	1,339	84,785	2,754	88,878
As at 31 March 2018	701	73,311	1,717	75,729

*Cost as at April 1, 2016 is calculated as shown below:

Particulars	Equipment & Facilities	Furniture & Fixtures	Computer	Total
Gross block	12,000	2,91,653	3,37,430	6,41,083
Accumulated depreciation	(9,331)	(1,77,275)	(3,30,114)	(5,16,719)
Deemed Cost as at 1 April 2016	2,669	1,14,378	7,316	1,24,364

Note:

Since the company has changed its estimate of depreciation on property, plant and equipments from financial year 17-18, impact of change in estimate is given below:

Particulars	Amount in ₹
Depreciation as per written down value	24,203
Depreciation as per Straight Line Method	13,149
Profit of current financial year increased by	11,054



4. Intangible Assets

Particulars	(Amount in ₹)	
	Computer Software	Total
Cost		
As at 1 April 2016	-	-
Additions	21,600	21,600
Deletions	-	-
As at 31 March 2017	21,600	21,600
Additions		
Deletions		
As at 31 March 2018	21,600	21,600
Accumulated amortization		
As at 1 April 2016	-	-
Amortised during the period	4,320	4,320
Deletions		
As at 31 March 2017	4,320	4,320
Amortised during the period	4,320	4,320
Deletions		
As at 31 March 2018	8,640	8,640
Net block		
As at 1 April 2016	-	-
As at 31 March 2017	-	17,280
As at 31 March 2018	-	12,960



5. Financial Assets

5A. Current investments

Particulars	As at 31 March 2018	As at 31 March 2017	As at 1 April 2016
a. Investments at Fair value through profit and loss			
i. Investments in Mutual Funds (Quoted)			
62,129,257 (Previous year: 62,129,257) units [@ Rs. 10 each Franklin Build India Fund]	-	-	17,91,522
152,277,786 (Previous year: 62,129,257) units [@ Rs. 10 each Kotak Equity Arbitrage Fund]	-	-	30,40,272
	-	-	48,31,794

5B. Trade receivables

Particulars	As at 31 March 2018	As at 31 March 2017	As at 1 April 2016
Trade receivables			
Secured, considered good	-	-	-
Unsecured, considered good	44,25,847	11,32,940	-
Doubtful	-	-	-
Net Trade receivables	44,25,847	11,32,940	-

5C. Loans

Particulars	As at 31 March 2018	As at 31 March 2017	As at 1 April 2016
Security deposits - Non Current	2,846	2,846	2,846
Security deposits - Current	-	-	-
Advances recoverable in cash or kind	9,000	14,000	34,918
Total Loans and Advances	11,846	16,846	37,764
Current	9,000	14,000	34,918
Non-Current	2,846	2,846	2,846

5D. Cash and cash equivalents

Particulars	As at 31 March 2018	As at 31 March 2017	As at 1 April 2016
Balances with banks			
- In current accounts	47,437	73,621	6,43,295
Cash in hand	19,855	1,758	1,62,234
Total Cash and cash equivalents	67,292	75,379	8,05,529
Current	67,292	75,379	8,05,529
Non-Current	-	-	-



6. Inventories

Particulars	As at 31 March 2018	As at 31 March 2017	As at 1 April 2016
Raw materials	12,98,147	16,92,078	15,91,633
Finished Goods	8,57,729	-	32,80,404
Total Cash and cash equivalents	21,55,876	16,92,078	48,72,037
Current	21,55,876	16,92,078	48,72,037
Non-Current	-	-	-

7. Other Assets

7A. Prepaid expenses

Particulars	As at 31 March 2018	As at 31 March 2017	As at 1 April 2016
Prepaid expenses (Non current)	-	-	-
Prepaid expenses (Current)	10,463	12,983	-
Total Prepaid expenses	10,463	12,983	-

7B. Other assets

Particulars	As at 31 March 2018	As at 31 March 2017	As at 1 April 2016
Income tax recoverable	3,68,094	3,68,094	20,08,741
Total Other assets	3,68,094	3,68,094	20,08,741
Current	3,78,557	3,81,077	20,08,741
Non-Current	-	-	-

8. Deferred taxes

Particulars	As at 31 March 2018	As at 31 March 2017	As at 1 April 2016
Items leading to creation of deferred tax assets			
Fixed assets: impact of differences between tax depreciation and depreciation/ amortization charged in the financial statements	21,480	24,879	28,086
Total deferred tax assets	21,480	24,879	28,086



Indian Progressive Publishing Co. Pvt. Ltd.

CIN: U22219WB1961PTC025317

Notes to financial statement as at 31 March 2018

9. Share Capital

a. Authorised Share Capital

Particulars	No. of shares	Amount
As at 1 April 2016	3,000	3,00,000
Increase/(Decrease) during the year		
As at 31 March 2017	3,000	3,00,000
Increase/(Decrease) during the year		
As at 31 March 2018	3,000	3,00,000

Terms/ Rights attached to equity shares

The Company has only one class of equity shares having a par value of ₹ 100 per share. Each holder of equity shares is entitled to one vote per share. The company declares and pays dividend in Indian Rupees. The dividend proposed by the Board of Directors is subject to the approval of the shareholders in the ensuing Annual General Meeting. No dividend has been proposed by the Board of Directors during the year ended 31 March 2018 (31 March 2017: Nil).

In the event of liquidation of the Company, the holders of equity shares will be entitled to receive remaining assets of the Company, after distribution of all preferential amounts. The distribution will be in proportion to the number of equity shares held by the shareholders

b. Issued, subscribed and fully paid equity capital (Equity shares of ₹ 100 each)

Particulars	No. of shares	Amount
At 1 April 2016	1,171	1,17,100
Changes during the period		
As at 31 March 2017	1,171	1,17,100
Changes during the period		
As at 31 March 2018	1,171	1,17,100

c. Shares held by holding company and their subsidiaries/ associates

Out of equity shares issued by the company, shares held by its holding company, ultimate holding company and their subsidiaries/ associates are as follow:

Particulars	As at 31 March 2018	As at 31 March 2017
Chhaya Prakashani Pvt. Ltd. (0.85% by Dinesh Kumar Jhunjunwala as Nominee)	100.00%	100.00%

d. Details of shareholders holding more than 5% equity shares in the Company:

Name of Shareholders	As at 31 March 2018		As at 31 March 2017	
	No of Shares	% of holding	No of Shares	% of holding
Chhaya Prakashani Pvt. Ltd. (10 shares held by Dinesh Kumar Jhunjunwala as nominee)	1,171	100.00%	1,171	100.00%

10. Other equity

	As at 31 March 2018	As at 31 March 2017
Capital Reserve		
Balance at the beginning of the period	7,300	7,300
Increase/ (decrease) during the period		
Balance at the end of the period	7,300	7,300
General Reserve		
Balance at the beginning of the period	2,74,022	2,74,022
Increase/ (decrease) during the period		
Balance at the end of the period	2,74,022	2,74,022
Retained Earnings		
Balance at the beginning of the period	1,84,827	12,65,536
Profit/ (loss) for the period	37,38,765	(10,80,709)
Balance at the end of the period	39,23,592	1,84,827



Indian Progressive Publishing Co. Pvt. Ltd.

CIN: U22219WB1961PTC025317

Notes to financial statement as at 31 March 2018

11. Trade payables

Particulars	As at 31 March 2018	As at 31 March 2017	As at 1 April 2016
Trade payables of micro enterprises and small enterprises	1,21,133	-	-
Trade payables of related entities	-	-	46,42,581
Trade payables other than micro enterprises and small enterprises	7,83,969	25,59,187	34,39,432
Total Trade payables	9,05,102	25,59,187	80,82,013
Current	9,05,102	25,59,187	80,82,013

12. Provisions

Particulars	As at 31 March 2018	As at 31 March 2017	As at 1 April 2016
Provision for Audit Fees (Statutory Audit, Tax Audit & Other Similar Services)	1,29,800	-	-
Provision for GST (Under Reverse Charge)	85,514	-	-
Provision for Income Tax	16,30,357	39,950	25,95,654
Total Provisions	18,45,671	39,950	25,95,654
Current	18,45,671	39,950	25,95,654
Non current	-	-	-

13. Other liabilities

Particulars	As at 31 March 2018	As at 31 March 2017	As at 1 April 2016
Statutory dues	72,305	1,28,177	1,99,104
Other payables	4,494	1,18,794	1,67,587
Total Other liabilities	76,799	2,46,971	3,66,691
Current	76,799	2,46,971	3,66,691
Non current	-	-	-



14. Revenue From Operations

Particulars	(Amount in ₹)	
	For the period ended 31 March 2018	For the period ended 31 March 2017
Sale of products		
Finished goods	1,84,84,137	1,06,41,088
Less: Sales Return	(37,27,429)	-
	1,47,56,708	1,06,41,088
Total revenue from operations	1,47,56,708	1,06,41,088

15. Other Incomes

Particulars	(Amount in ₹)	
	For the period ended 31 March 2018	For the period ended 31 March 2017
Dividend	-	64,393
Miscellaneous income	7,000	18,500
Profit on sales of investment	-	2,67,957
Total other income	7,000	3,50,850

16. Cost of Raw Material Consumed

Particulars	(Amount in ₹)	
	For the period ended 31 March 2018	For the period ended 31 March 2017
Inventories at the beginning of the year	16,92,078	15,91,633
Add : Purchases during the year	56,01,780	4,42,250
	72,93,858	20,33,883
Less : Inventories at the end of the year	(12,98,147)	(16,92,078)
	59,95,711	3,41,805
Details of raw material purchased		
Paper	56,01,780	4,42,250
	56,01,780	4,42,250

17. (Increase)/Decrease in Inventories

Particulars	(Amount in ₹)	
	For the period ended 31 March 2018	For the period ended 31 March 2017
Inventories at the end of the year		
Finished goods	8,57,729	-
Work in progress	-	-
	8,57,729	-
Inventories at the beginning of the year		
Finished goods	-	32,80,404
Work in progress	-	-
	-	32,80,404
(Increase)/decrease in inventories	(8,57,729)	32,80,404

18. Publication Expenses

Particulars	(Amount in ₹)	
	For the period ended 31 March 2018	For the period ended 31 March 2017
Printing and binding charges*	24,97,586	4,28,936
Royalty expenses	7,98,135	7,75,003
Power & fuel	-	-
Other publishing expenses**	-	17,26,814
Total publication expenses	32,95,721	29,30,753



Indian Progressive Publishing Co. Pvt. Ltd.

CIN: U22219WB1961PTC025317

Notes to financial statements for the period ended March 31, 2018

19. Employee Benefits Expenses

(Amount in ₹)

Particulars	For the period ended 31 March 2018	For the period ended 31 March 2017
Salaries, wages and bonus	3,30,305	7,16,141
Manpower Expenses	20,509	22,75,531
Contribution to provident and other funds	38,071	56,634
Total employee benefits expenses	3,88,885	30,48,306

20. Selling and Distribution Expenses

(Amount in ₹)

(Amount in ₹)

Particulars	For the period ended 31 March 2018	For the period ended 31 March 2017
Business promotion	10,000	-
Freight and forwarding charges	-	1,185
Canvassing Expenses	28,263	19,70,035
Total selling and distribution expenses	38,263	19,71,220

21. Depreciation and Amortisation Expenses

(Amount in ₹)

Particulars	For the period ended 31 March 2018	For the period ended 31 March 2017
Depreciation of property, plant & equipment	13,149	35,486
Amortisation of intangible assets	4,320	4,320
Total depreciation and amortisation expenses	17,469	39,806

22. Other Expenses

(Amount in ₹)

Particulars	For the period ended 31 March 2018	For the period ended 31 March 2017
Communication cost	63,536	66,675
Rent	52,252	51,480
Rates and taxes	55,923	6,300
Insurance	14,455	-
Travelling & Conveyance	-	7,654
Electricity Expenses	43,840	47,470
Printing and stationery	-	2,696
Legal and professional fee	1,19,250	55,126
Payment to auditor (refer details below)	1,29,800	1,14,500
Submission Fees (TB No.)	60,200	-
Miscellaneous expenses	13,562	65,295
Total other expenses	5,52,818	4,17,196

Payment to auditor

Particulars	For the period ended 31 March 2018	For the period ended 31 March 2017
As auditor		
- For Statutory Audit	88,500	85,875
- For Internal Audit	-	-
- For Tax Audit	29,500	28,625
- For Other Services	11,800	-
	1,29,800	1,14,500



Indian Progressive Publishing Co. Pvt. Ltd.

CIN: U22219WB1961PTC025317

Notes to financial statements for the period ended March 31, 2018

23. Earnings per Share

Basic EPS amounts are calculated by dividing the profit for the year attributable to equity holders by the weighted average number of Equity shares outstanding during the year.

Diluted EPS amounts are calculated by dividing the profit for the year attributable to equity holders by the weighted average number of equity shares outstanding during the year plus the weighted average number of equity shares that would be issued on conversion of all dilutive potential equity shares into equity shares.

The following reflects the income and share data used in the basic and diluted EPS computations

Particulars	For the period ended	
	31 March 2018	31 March 2017
Profit attributable to equity holders of the company	37,38,765	(10,80,709)
Weighted average number of equity shares used for computing Earning per Share (Basic & Diluted)	1,171	1,171
Basic EPS	3,193	(923)
Diluted DPS	3,193	(923)

24. Related party disclosure

a. Names of related parties and related party relationship

Related parties where control exists

Ultimate Holding Company	S Chand and Company Limited
Holding Company	Chhaya Prakashani Private Limited
Fellow Subsidiary Company	Publishing Services Pvt. Ltd.

Related parties with whom transactions have taken place during the year

Enterprises under same control

Chhaya Prakashani Private Limited
Publishing Services Private Limited

Key Management Personnel

Debabrata Maity
Kizhkeethalakkal Mammen Thomas
Sumit Biswas



Indian Progressive Publishing Co. Pvt. Ltd.

CIN: U22219WB1961PTC025317

Notes to financial statements for the period ended March 31, 2018

b. Related party transactions

The following table provides the total amount of transactions that have been entered into with related parties during the year:

Nature of Transactions	Period	Enterprises where Control exists	Enterprises over which Key Management Personnel and their relatives are able to exercise significant influence	Key Management Personnel & their relatives	Total
INCOME					
Sales					
Chhaya Prakashani Private Limited	31 March 2018	1,47,56,708	-	-	1,47,56,708
	31 March 2017	1,06,41,088	-	-	1,06,41,088
Publishing Services Private Limited	31 March 2018	-	1,17,734	-	1,17,734
	31 March 2017	-	2,35,551	-	2,35,551

c. Balances outstanding at the Year end

Nature of Transactions	Period	Enterprises where Control exists	Enterprises over which Key Management Personnel and their relatives are able to exercise significant influence	Key Management Personnel & their relatives	Total
Trade payables					
Chhaya Prakashani Private Limited	31 March 2018	-	-	-	-
	31 March 2017	-	-	-	-
	1 April 2016	40,85,331	-	-	40,85,331
Publishing Services Private Limited	31 March 2018	-	1,15,493	-	1,15,493
	31 March 2017	-	65,392	-	65,392
	1 April 2016	-	5,57,250	-	5,57,250
Trade Receivables					
Chhaya Prakashani Private Limited	31 March 2018	44,25,847	-	-	44,25,847
	31 March 2017	11,32,940	-	-	11,32,940
	1 April 2016	-	-	-	-



25. Details of dues to Micro, Small and Medium Enterprises as defined under the MSMED Act, 2006

Particulars	March 31, 2018	March 31, 2017	April 1, 2016
The principal amount and the interest due thereon (to be shown separately) remaining unpaid to any supplier as at the end of each accounting year			
- Principal amount due to micro and small enterprises	1,21,133	-	-
- Interest due on above	-	-	-
	1,21,133	-	-

The amount of interest paid by the buyer in terms of section 16 of the MSMED Act 2006 along with the amounts of the payment made to the supplier beyond the appointed day during each accounting year.

The amount of interest due and payable for the period of delay in making payment (which have been paid but beyond the appointed day during the year) but without adding the interest specified under the MSMED Act 2006.

The amount of further interest remaining due and payable even in the succeeding years, until such date when the interest dues as above are actually paid to the small enterprise for the purpose of disallowance as a deductible expenditure under section 23 of the MSMED Act 2006

26. Imported and Indigenous Raw Materials Consumed

Raw Materials	Percentage (%)		Amount (Rs.)	
	March 31, 2018	March 31, 2017	March 31, 2018	March 31, 2017
Imported	0%	0%	-	-
Indigenous	100%	100%	59,95,711	3,41,805

27. Segment reporting

The Company has only one reportable business segment, which is publishing of books and operates in a single business segment based on the nature of the services, the risk and returns, the organization structure and the internal financial reporting systems. Accordingly, the amounts appearing in the financial statements relate to the Company's single business segment.



Indian Progressive Publishing Co. Pvt. Ltd.

CIN: U22219WB1961PTC025317

Notes to financial statements for the period ended March 31, 2018

28 a). Corporate Social Responsibility (CSR)


The Company does not fall under Sec 135(1) of Companies Act 2013 hence there is no liability for Corporate Social Responsibility on the part of the company as per Companies Act 2013.

b) Contingent liabilities

The company does not have any contingent liability as at 31st March 2018 (31st March 2017: Nil, 1st April 2016: Nil)

29. Details of Specified Bank Notes (SBN) held and transacted during the period 08 November 2016 to 30 December 2016 is as provided in the table below:

Particulars	SBNs	Other Notes	Total
Closing balance as at 8 November 2016	-	-	-
Transactions between 9 November 2016 to 30 December 2016			
Add: withdrawal from bank accounts	-	-	-
Add: receipts for permitted transactions	-	-	-
Less: paid for permitted transactions	-	-	-
Less: deposited in bank accounts	-	-	-
Closing balance as at 30 December 2016	-	-	-



30. Financial Instruments:- Financial risk management objectives and policies

The Company's principal financial liabilities, comprise loans and borrowings, trade and other payables . The main purpose of these financial liabilities is to finance the Company's operations. The Company's principal financial assets include investments in equity shares and government securities, advances to related party, trade and other receivables, security deposits, cash and short-term deposits that derive directly from its operations.

The Company is exposed to market risk, credit risk and liquidity risk. The Company's senior management oversees the management of these risks and advises on financial risks and the appropriate financial risk governance framework for the Company. The board provides assurance to the shareholders that the Company's financial risk activities are governed by appropriate policies and procedures and that financial risks are identified, measured and managed in accordance with the Company's policies and risk objectives. The Board of Directors reviews and agrees policies for managing each of these risks, which are summarised below.

A. Market Risk

Market risk is the risk that the fair value of future cash flows of a financial instrument will fluctuate because of changes in market prices.

Market risk comprises three types of risk:-

- a.) Interest rate risk,
- b.) currency risk and other price risk, such as equity price risk and
- c.) commodity risk.

The sensitivity analyses in the following sections relate to the position as at 31 March 2018 and 31 March 2017.

The sensitivity analyses have been prepared on the basis that the amount of net debt, the ratio of floating to fixed interest rates of the debt and derivatives and the proportion of financial instruments in foreign currencies are all constant in place at 31 March 2018.

The analyses exclude the impact of movements in market variables on: the carrying values of gratuity and other post-retirement obligations; provisions. The sensitivity of the relevant profit or loss item is the effect of the assumed changes in respective market risks.

a. Interest rate risk.

Interest rate risk is the risk that the fair value or future cash flows of a financial instrument will fluctuate because of changes in market interest rates. The Company's exposure to the risk of changes in market interest rates relates primarily to the Company's long-term debt obligations with fixed interest rates.

The Company doesnot have any long term debt hence the company is not exposed to Interest Rate Risk

b. Foreign currency risk

Foreign currency risk is the risk that the fair value or future cash flows of an exposure will fluctuate because of changes in foreign exchange rates. The Company's exposure to the risk of changes in foreign exchange rates relates primarily to the Company's operating activities (when revenue or expense is denominated in a foreign currency)

The Company have not entered into any foreign currency transaction during the year, hence is not exposed to this risk.



B. Credit Risk

Credit risk is the risk that counterparty will not meet its obligations under a financial instrument or customer contract, leading to a financial loss. The Company is not exposed to any significant credit risk from its operating activities (primarily trade receivables), including deposits with banks and financial institutions, foreign exchange transactions and other financial. The Ageing analysis of trade receivables (net) as of the reporting date is as follows:

Age Bracket	More Than 1 Year		Less Than 1 Year
	More Than 1 Year	Less Than 1 Year	
As at 1 April 2016	-	-	-
As at 31 March 2017	-	-	11,32,940
As at 31 March 2018	-	-	44,25,847

C. Liquidity Risk

Liquidity risk is the risk that the company will encounter difficulty in meeting the obligations associated with its financial liabilities that are settled by delivering cash or another financial asset. The Company's objective is to maintain a balance between continuity of funding and flexibility through the use of bank overdrafts, and bank loans. The company's approach to managing liquidity to ensure, as far as possible, that it will have sufficient liquidity to meet its liability when they are due, under both normal and stressed conditions, without incurring unacceptable losses or risking damage to the Company's reputation. The Company closely monitors its liquidity position and deploys a robust cash management system. The Company manages liquidity risk by maintaining adequate reserves, borrowing liabilities, by continuously monitoring forecast and actual cash flows, profile of financial assets and liabilities. It maintain adequate sources of financancing including loans from banks at an optimised cost. The table below provides the details regarding contractual maturities of financial liabilities.

31. Fair Values

The Carrying values of financial instruments by categories is as under:

Particulars	31 March 2018		31 March 2017		1 April 2016	
	Amortized Cost	FVTPL	Amortized Cost	FVTPL	Amortized Cost	FVTPL
Assets						
Non current financial assets						
- Loans	2,846	-	2,846	-	2,846	-
Current financial assets						
- Investments	-	-	-	-	-	48,31,794
- Trade receivables	44,25,847	-	11,32,940	-	-	-
- Loans	9,000	-	14,000	-	34,918	-
- Cash and cash equivalents	67,292	-	75,379	-	8,05,529	-
Current Financial liabilities						
- Trade payables	9,05,102	-	25,59,187	-	80,82,013	-

The fair values of current financial assets like trade receivables, loans and cash & cash equivalents and current financial liabilities like trade payables are considered to be same as their carrying values due to their short term nature.

The fair values of current investments has been fair valued on market rate as on reporting date

The Company classifies all its financial assets and financial liabilities to be measured at amortized cost except current investments. Hence the company has not classified its financial instruments into three levels of fair value measurement hierarchy in accordance with the relevant accounting standard. Company has classified its current investments in Level I.



32. First-time adoption of Ind AS

i.) These financial statements, for the year ended 31 March 2018, are the first the Company has prepared in accordance with Ind AS. For periods up to and including the year ended 31 March 2017, the Company prepared its financial statements in accordance with accounting standards notified under section 133 of the Companies Act 2013, read together with paragraph 7 of the Companies (Accounts) Rules, 2014 (Previous GAAP). Accordingly, the Company has prepared financial statements which comply with Ind AS applicable for periods ending on 31 March 2018, together with the comparative period data as at and for the year ended 31 March 2017, as described in the summary of significant accounting policies. In preparing these financial statements, the Company's opening balance sheet was prepared as at 1 April 2016, the Company's date of transition to Ind AS.

This note explains exemptions availed by the Company in restating its Previous GAAP financial statements, including the balance sheet as at 1 April 2016 and the financial statements as at and for the year ended 31 March 2017.

Optional Exemptions Applied:

Ind AS 101 allows first-time adopters certain exemptions from the retrospective application of certain requirements under Ind AS. The Company has applied the following exemptions.

a.) Deemed cost of Property, plant and equipment and Intangible assets

Ind AS 101 permits a first-time adopter, where there is no change in functional currency, to elect to continue with the carrying value for all of its property, plant and equipment as recognised in the financial statements as at the date of transition to Ind AS, measured as per the previous GAAP and use that as its deemed cost as at the date of transition after making necessary adjustments for de-commissioning liabilities. This exemption can also be used for intangible assets covered by Ind AS 38 Intangible Assets.

Accordingly, the company has elected to measure all of its property, plant and equipment and intangible assets at their previous GAAP carrying value.

b.) Investments in subsidiaries*

As per the requirements of Ind AS 27, company has opted to record its investment in subsidiary at cost. Ind AS 101 provides that while measuring investment at cost, an entity shall measure that investment at one of the following amounts in its separate opening Ind AS Balance Sheet:

- (i) cost determined in accordance with Ind AS 27; or
- (ii) deemed cost. The deemed cost of such an investment shall be its:-
 - (a) fair value at the entity's date of transition to Ind ASs in its separate financial statements; or
 - (b) previous GAAP carrying amount at that date.

The Company does not have any investments in any subsidiary company

(* Investment in subsidiaries includes investment in subsidiary of holding company)

ii.) Reconciliations

Following reconciliations along with foot notes for the GAAP adjustments is inserted

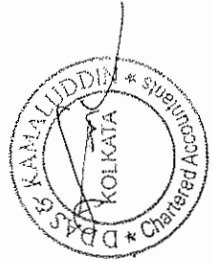
- Reconciliation of equity as at 1 April 2016 (the date of transition to Ind AS) (Annexure I)
- Reconciliation of equity as at 31 March 2017 (Annexure IIa)
- Reconciliation of profit and loss for year ended 31 March 2017 (Annexure IIb)

33. Standard issued but effective from 01.04.2018

IND AS 115 REVENUE FROM CONTRACTS WITH CUSTOMERS

Ind AS 115 was notified on 28 March 2018 and establishes a five-step model to account for revenue arising from contracts with customers. Under Ind AS 115, revenue is recognised at an amount that reflects the consideration to which an entity expects to be entitled in exchange for transferring goods or services to a customer.

The new revenue standard will supersede all current revenue recognition requirements under Ind AS. Either a full retrospective application or a modified retrospective application is required for annual periods beginning on or after 1 April 2018. The Company will adopt the new standard on the required effective date using the modified retrospective method. The Company has established an implementation team to implement Ind AS 115 related to the recognition of revenue from contracts with customers and it continues to evaluate the changes to accounting system and processes, and additional disclosure requirements that may be necessary. A reliable estimate of the quantitative impact of Ind AS 115 on the financial statements will only be possible once the implementation project has been completed."



Indian Progressive Publishing Co. Pvt. Ltd.

CIN: U22219WB1961PTC025317

Notes to financial statements for the period ended March 31, 2018

Annexure 1 - Reconciliation of equity as at 1 April 2016 (the date of transition to Ind AS)

(Amount in ₹)

Particulars	Foot notes	Indian GAAP*	Ind AS Adj	Ind AS
Assets				
Non-current assets				
Property, plant and equipment		1,24,364	-	1,24,364
Financial assets				
- Loans		2,846	-	2,846
Deferred tax assets (net)		25,191	2,895	28,086
Total non-current assets		1,52,401	2,895	1,55,296
Current assets				
Inventories		48,72,037	-	48,72,037
Financial assets				
Investments		48,41,163	(9,369)	48,31,794
- Trade receivables		-	-	-
- Loans		34,918	-	34,918
- Cash and cash equivalents		8,05,529	-	8,05,529
Other current assets		20,08,741	-	20,08,741
Total current assets		1,25,62,389	(9,369)	1,25,53,020
Total assets		1,27,14,790	(6,474)	1,27,08,316
Equity and liabilities				
Equity				
Equity share capital		1,17,100	-	1,17,100
Other equity				
- Retained earnings		12,72,010	(6,474)	12,65,536
Others Reserves		2,81,322	-	2,81,322
Total equity		16,70,432	(6,474)	16,63,958
Current liabilities				
Financial liabilities				
- Trade payables		80,82,013	-	80,82,013
Provisions		25,95,654	-	25,95,654
Other current liabilities		3,66,691	-	3,66,691
Total current liabilities		1,10,44,358	-	1,10,44,358
Total equity and liabilities		1,27,14,790	(6,474)	1,27,08,316

(*Indian Gaap numbers have been regrouped to conform to classifications as per Ind AS)



Indian Progressive Publishing Co. Pvt. Ltd.

CIN: U22219WB1961PTC025317

Notes to financial statements for the period ended March 31, 2018

Annexure IIa - Reconciliation of equity as at 31 March 2017

Particulars	Foot notes	(Amount in ₹)		
		Indian GAAP*	Ind AS Adj	Ind AS
Assets				
Non-current assets				
Property, plant and equipment		88,878	-	88,878
Intangible assets		17,280	-	17,280
Financial assets				-
- Loans		2,846	-	2,846
Deferred tax assets (net)		24,879	-	24,879
Total non-current assets		1,33,883	-	1,33,883
Current assets				
Inventories		16,92,078	-	16,92,078
Financial assets				-
Investments				-
- Trade receivables		11,32,940	-	11,32,940
- Loans		3,95,077	-	3,95,077
- Cash and cash equivalents		75,379	-	75,379
Total current assets		32,95,474	-	32,95,474
Total assets		34,29,357	-	34,29,357
Equity and liabilities				
Equity				
Equity share capital		1,17,100	-	1,17,100
Other equity				-
- Retained earnings		1,84,828	-	1,84,828
- Other reserves		2,81,322	-	2,81,322
Total equity		5,83,250	-	5,83,250
Current liabilities				
Financial liabilities				
- Trade payables		25,59,187	-	25,59,187
Provisions		39,950	-	39,950
Other current liabilities		2,46,970	-	2,46,970
Total current liabilities		28,46,107	-	28,46,107
Total equity and liabilities		34,29,357	-	34,29,357

(*Indian Gaap numbers have been regrouped to conform to classifications as per Ind AS)



Indian Progressive Publishing Co. Pvt. Ltd.

CIN: U22219WB1961PTC025317

Notes to financial statements for the period ended March 31, 2018

Annexure IIb - Reconciliation of profit and loss for year ended 31 March 2017

Particulars	Foot Notes	Indian GAAP	Ind AS Adj	Ind AS
I Revenue from Operations		1,06,41,088	-	1,06,41,088
II Other Income		3,41,481	9,369	3,50,850
III Total Income (I+II)		1,09,82,569	9,369	1,09,91,938
IV Expenses				
Cost of raw materials and components consumed		3,41,805	-	3,41,805
(Increase)/decrease in inventories of finished goods and work in progress		32,80,404	-	32,80,404
Publication expenses		29,30,753	-	29,30,753
Employee benefits expense		30,48,306	-	30,48,306
Selling and distribution expenses		19,71,220	-	19,71,220
Finance cost		-	-	-
Depreciation and amortisation expense		39,806	-	39,806
Other expenses		4,17,196	-	4,17,196
Total expenses		1,20,29,490	-	1,20,29,490
V Profit/(loss) before exceptional items and tax (I-II)		(10,46,921)	9,369	(10,37,552)
VI Exceptional item		-	-	-
VII Profit/(loss) before tax		(10,46,921)	9,369	(10,37,552)
VIII Tax expense:				
Current tax		39,950	-	39,950
Deferred tax (credit)/ charge		312	2,895	3,207
Total tax expenses		40,262	2,895	43,157
IX Profit (Loss) for the period		(10,87,183)	6,474	(10,80,709)
X Other Comprehensive Income				
- Items that will not be reclassified to profit or loss				
Re-measurement gains/(losses) on defined benefit plans		-	-	-
Tax impact on re-measurement gains/(losses) on defined benefit plans		-	-	-
XI Total Comprehensive Income for the period (V + VI)		(10,87,183)	6,474	(10,80,709)

Footnotes to the reconciliation of equity as at April 1, 2016 and March 31, 2017 and profit or loss for the year ended March 31, 2017 are as below:-

1.) Investments

Under previous GAAP, current investments were measured at lower of Cost or fair value. Under Ind AS these financial assets are classified as FVTPL and the changes in fair value are recognised in statement of profit and loss. On the transition date, these financial assets have been measured at their fair value which is higher than its cost as per previous GAAP, resulting in an increase/decrease in carrying value of the investments with corresponding increase/decrease being recognised in equity.

2.) Investments in subsidiaries - deemed cost exemption

Under previous GAAP, investments in subsidiaries were measured at cost. Under Ind AS, the Company has elected the option of fair value investments in certain subsidiaries basis the requirements of Ind AS 101, First Time adoption of Indian Accounting Standards for deriving the carrying value of these investments ('deemed cost')



3.) Under previous GAAP, certain non-current financial assets/ liabilities which were measured at cost/ best estimate of the expenditure required to settle the obligation, at the balance sheet date without considering the effect of discounting where as these are measured at the present value on the balance sheet date under Ind AS. Accordingly the Company has recognised the adjustments to the respective carrying amount and the consequent impact on finance cost/ finance income due to unwinding of the discounting impact. The corresponding impact on the date of transition has been recognised in equity.

4.) Remeasurment differences

Under previous GAAP, there was no concept of other comprehensive income and hence, previous GAAP profit is reconciled to total comprehensive income as per Ind AS. Under previous GAAP, the remeasurments of the net defined benefit liability were recognised in the statement of profit and loss however under Ind AS, said remeasurment differences net of the related tax impact are recognised in the other comprehensive income.

5.) Deffered Tax

Under Ind AS, the Company has recognised the consequential tax implications on the impact on account of adjustments explained above.

For DDAS & KAMALUDDIN

ICAI Firm Registration No. 324916E

Chartered Accountants


Sk. Kamaluddin

Partner

Membership No.: 058107

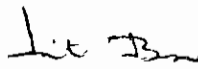
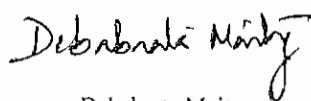


Place : Kolkata

Date : 17th day of May, 2018

For and on behalf of the Board of Directors of

Indian Progressive Publishing Co. Pvt. Ltd.

Sumit Biswas

Director

DIN: 01183450

Debabrata Maity

Director

DIN: 02597905