

PRE ARRANGEMENT SHAREHOLDING PATTERN

Shareholding Pattern under Regulation 31 of SEBI (Listing Obligations and Disclosure Requirements) Regulations, 2015

1.	Name of Listed Entity: S Chand and Company Limited				
2.	Scrip Code/Name of Scrip/Class of Security: 540497				
3.	Share Holding Pattern Filed under: Reg. 31(1)(a)/Reg. 31(1)(b)/Reg.31(1)(c) <table border="1"> <tr> <td>a.</td> <td>If under 31(1)(b) then indicate the report for Quarter ending 31/12/2017</td> </tr> <tr> <td>b.</td> <td>If under 31(1)(c) then indicate date of allotment/extinguishment</td> </tr> </table>	a.	If under 31(1)(b) then indicate the report for Quarter ending 31/12/2017	b.	If under 31(1)(c) then indicate date of allotment/extinguishment
a.	If under 31(1)(b) then indicate the report for Quarter ending 31/12/2017				
b.	If under 31(1)(c) then indicate date of allotment/extinguishment				
4.	Declaration: The Listed entity is required to submit the following declaration to the extent of submission of information:-				


Particulars	Yes*	No*
1 Whether the Listed Entity has issued any partly paid up shares?		No
2 Whether the Listed Entity has issued any Convertible Securities or Warrants?		No
3 Whether the Listed Entity has any shares against which depository receipts are issued?		No
4 Whether the Listed Entity has any shares in locked-in?	Yes	No
5 Whether any shares held by promoters are pledged or otherwise encumbered?		No

* If the Listed Entity selects the option 'No' for the questions above, the columns for the partly paid up shares, Outstanding Convertible Securities/Warrants, depository receipts, locked-in shares, No of shares pledged or otherwise encumbered by promoters, as applicable, shall not be displayed at the time of dissemination on the Stock Exchange website. Also wherever there is 'No' declared by Listed Entity in above table the values will be considered as 'Zero' by default on submission of the format of holding of specified securities.

GENERATED ON :04/01/2018

NSDL : 30/12/2017

CDSL :30/12/2017




S Chand and Company Limited

Table I - Summary Statement holding of specified securities

Category	Category of shareholder	Nos. of shareholder	No. of fully paid up equity shares held	No. of Partly paid-up equity shares	No. of shares underlying Depository Receipts	Total nos. shares held	Shareholding as a % of total no. of shares (calculated as per SCRR, 1957)	Number of Voting Rights held in each class of securities			No. of Shares Unduly Outstanding	Shareholding as a % of total Shares	Number of Locked in shares	Number of Shares pledged or otherwise encumbered	Number of equity shares held in dematerialised form		
								Class eg: X	Class eg: Y	Total (A+B+C)						No. (a)	As a % of total Shares held (b)
(I)	(II)		(IV)	(V)	(VI)	(VII) =	(VIII) As a	(IX)	(X)	(XI) =	(XII)	(XIII)	(XIV)				
	Promoter &		163007			163007	46.6	1630074	46.6	46.6	162007		163007				
(A)	Promoter Group	8	40	0	0	40	46.6401	0	401	401	40	0	0.0000	40			
(B)	Public	58089	21	0	0	21	53.3599	1864932	53.3	53.3	762052		186493				
(C)	Non Promoter - Non Public				0			1	599	599	0	NA	NA	21			
(C1)	Shares Underlying DRs	0	0	0	0	0	0.0000	0	0	0.00	0	NA	NA	0			
(C2)	Shares Held By Employee Trust	0	0	0	0	0	0.0000	0	0	0.00	0	NA	NA	0			
	Total	58097	61	0	0	61	100.0000	3495006	100.0	100.0	238212		349500				
								1	0	0	60	0	0.0000	61			


GENERATED ON :04/01/2018 NSDL :



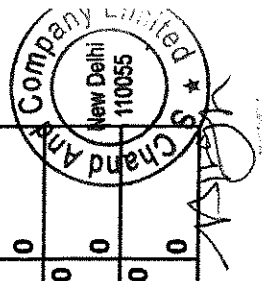
S Chand and Company Limited

Table II - Statement showing shareholding pattern of the Promoter and Promoter Group

Category & Name of the shareholders	(I)	(II)	(III)	(IV)	(V)	(VI)	(VII)	(VIII)	Number of Voting Rights held in each class of securities			No. of Shares Underying Outstanding securities (X)	Shareholding, as a % assuming full conversion of convertible securities (XI)=	Number of Locked in shares		Shares pledged or otherwise encumbered		Number of equity shares held in dematerialised form (XIV)				
									No. of fully paid up equity shares held	Partly paid up equity shares held	No. of shares underlying Depository holdings			Total nos. shares held	Shareholding % calculated as per SCRR, 1957	No of Voting Rights			As a % of total Shares held(b)	No. (a)	As a % of total Shares held (c)	
																Class X	Class Y					Total
(a)			8	16300	0	0	163007	46.64	163007	40	0	0	46.6401	16200740	99.3865	0	0.000	16300740				
Himanshu Gupta		AERPG50	1	57774	0	0	577745	16.53	577745	54	0	0	16.5306	5727454	99.1346	0	0.000	5777454				
Dinesh Kumar Jhunjhuwala		AHLPJ42	1	37902	0	0	379022	10.84	379022	29	0	0	10.8447	3790229	100.0000	0	0.000	3790229				
Neerja Jhunjhuwala		AFQPG83	2	33630	0	0	336301	9.622	336301	18	0	0	9.6224	3313018	98.5132	0	0.000	3363018				
Savita Gupta		AAPPG08	1	12186	0	0	121863	3.486	121863	34	0	0	3.4868	1218634	100.0000	0	0.000	1218634				
Ankita Gupta		ABAPB69	1	91407	0	0	914074	2.615	914074	8	0	0	2.6154	914078	100.0000	0	0.000	914078				
Nirmala Gupta		AERPG82	1	64532	0	0	645327	1.846	645327	7	0	0	1.8464	645327	100.0000	0	0.000	645327				



	Gaurav Kumar Jhunjhnuwala	AGDPJ73 78M	59200	1	0	0	0	592000	0	0	592000	1.693 8	0	1.6938	592000	100.0000	0	0.000 0	592000
(b)	Central Government / State Government(s)		0	0	0	0	0	0	0	0	0	0.000 0	0	0.0000	0	0.0000	0	0.000 0	0
(c)	Financial Institutions / Banks		0	0	0	0	0	0	0	0	0	0.000 0	0	0.0000	0	0.0000	0	0.000 0	0
(d)	Any Other (Specify)		0	0	0	0	0	0	0	0	0	0.000 0	0	0.0000	0	0.0000	0	0.000 0	0
	Sub Total (A)(1)		16300 740	8	0	0	0	163007 40	0	0	163007 40	46.64 01	0	46.6401	16200740	99.3865	0	0.000 0	16300740
2	Foreign Individuals (Non-Resident Individuals / Foreign Individuals)																		
(a)	Government		0	0	0	0	0	0	0	0	0	0.000 0	0	0.0000	0	0.0000	0	0.000 0	0
(b)	Institutions		0	0	0	0	0	0	0	0	0	0.000 0	0	0.0000	0	0.0000	0	0.000 0	0
(c)	Foreign Portfolio Investor		0	0	0	0	0	0	0	0	0	0.000 0	0	0.0000	0	0.0000	0	0.000 0	0
(d)	Any Other (Specify)		0	0	0	0	0	0	0	0	0	0.000 0	0	0.0000	0	0.0000	0	0.000 0	0
	Sub Total (A)(2)		0	0	0	0	0	0	0	0	0	0.000 0	0	0.0000	0	0.0000	0	0.000 0	0



Total Shareholding Of Promoter And Promoter Group (A)= (A)(1)+(A)(2)	8	16300	16300	163007	46.64	16300	163007	46.64	163007	46.64	0	46.6401	16200740	99.3865	0	0.000	16300740
		740	0	40	01	740	40	01	40	01	0					0	


Details of Shares which remain unclaimed may be given hear along with details such as number of shareholders, outstanding shares held in demat/unclaimed suspense account, voting rights which are frozen etc.

Not

(1) PAN would not be displayed on website of Stock Exchange(s)

(2) The term 'Encumbrance' has the same meaning as assigned under regulation 28(3) of SEBI (Substantial Acquisition of Shares and Takeovers)


GENERATED ON :04/01/2018




S Chand and Company Limited

Table III - Statement showing shareholding pattern of the Public shareholder

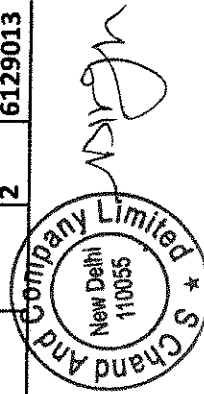
1	Category & Name of the shareholders	PAN	Nos. of share holders	No. of fully paid up equity shares held	Partly paid up equity shares held	No. of shares underlying Depository holdings	Shareholding % calculated as per SCRR, 1957 As a % of	Number of Voting Rights held in each class of securities			No. of Shares Unclaimed	Shareholding % assuming full conversion of convertible securities (a)	Number of Locked in shares (b)	of Shares pledged or otherwise		Number of equity shares held in dematerialised form	
								Total	Class eg: X	Total				No. of Shares held (a)	No. of Shares held (a)		%
(a)	Mutual Fund		26	3939904	0	0	11.273	393990	0	0	0	0.0000	NA	NA	393990		
	Hdfc Trustee Company Limited - Hdfc Prudence Fund	AAATH 1809A		2212159	0	0	6.3295	221215	0	0	0	0.0000	NA	NA	221215		
	Aditya Birla Sun Life Trustee Private Limited A/C Aditya Birla Sun Life Small And Midcap Fund	AAATB0 102C		828000	0	0	2.3691	828000	0	0	0	0.0000	NA	NA	828000		
(b)	Venture Capital Funds		0	0	0	0	0.0000	0	0	0	0	0.0000	NA	NA	0		
(c)	Alterrate Investment Funds		5	1558185	0	0	4.4583	1558185	0	0	0	0.0000	NA	NA	1558185		



	Voirado Venture Partners Fund II	AACTV2 878F		925124	0	0	925124	2.6470	925124	0	2.6470	0	2.6470	0	74 60 80.637 00 8	NA	NA	925124
(d)	Foreign Venture Capital Investors		0	0	0	0	0.0000	0	0	0	0.0000	0	0.0000	0	0	NA	NA	0
(e)	Foreign Portfolio Investor		11	1554351	0	0	1554351	4.4473	1554351	0	4.4473	0	4.4473	0	0	NA	NA	155435
	Indus India Fund (Sv) Limited	AAECIO 209G		515901	0	0	515901	1.4761	515901	0	1.4761	0	1.4761	0	0	NA	NA	515901
(f)	Financial Institutions / Banks		5	82353	0	0	82353	0.2356	82353	0	0.2356	0	0.2356	0	0	NA	NA	82353
(g)	Insurance Companies		0	0	0	0	0.0000	0	0	0	0.0000	0	0.0000	0	0	NA	NA	0
(h)	Provident Funds/ Pension Funds		0	0	0	0	0.0000	0	0	0	0.0000	0	0.0000	0	0	NA	NA	0
(i)	Any Other (Specify)		0	0	0	0	0.0000	0	0	0	0.0000	0	0.0000	0	0	NA	NA	0
2	Sub Total (B)(1) Central Government/ State Government(s)/ President of India		47	7134793	0	0	7134793	20.414	7134793	0	20.414	0	20.4143	0	11 71 50 7 6	NA	NA	713479
3	Sub Total (B)(2) Non-Institutions		0	0	0	0	0.0000	0	0	0	0.0000	0	0.0000	0	0	NA	NA	0
(a)	Individuals		0	0	0	0	0.0000	0	0	0	0.0000	0	0.0000	0	0	NA	NA	0




i. Individual shareholders holding nominal share capital up to Rs. 2 lakhs.	5360	0	2773312	0	2773312	7.9351	2773312	0	2773312	0	2	7.9351	0	7.9351	0	7.9351	0	0.7212	NA	NA	2773312
ii. Individual shareholders holding nominal share capital in excess of Rs. 2 lakhs.	4	206592	0	206592	0.5911	206592	0	206592	0.5911	0	0.5911	0	0.5911	0	0.5911	0	0.0000	NA	NA	206592	
(b) NBFCs registered with RBI	0	0	0	0	0.0000	0	0	0.0000	0	0	0.0000	0	0.0000	0	0.0000	0	0.0000	NA	NA	0	
(c) Employee Trusts Overseas	0	0	0	0	0.0000	0	0	0.0000	0	0	0.0000	0	0.0000	0	0.0000	0	0.0000	NA	NA	0	
(d) Depositories (holding DRs) (balancing figure)	0	0	0	0	0.0000	0	0	0.0000	0	0	0.0000	0	0.0000	0	0.0000	0	0.0000	NA	NA	0	
(e) Any Other (Specify)	4438	8534624	0	8534624	24.4195	8534624	0	8534624	24.4195	0	8534624	0	24.4195	0	24.4195	0	75.3286	NA	NA	8534624	
Trusts	1	604	0	604	0.0017	604	0	604	0.0017	0	604	0	0.0017	0	0.0017	0	0.0000	NA	NA	604	
Hindu Undivided Family	3405	659696	0	659696	1.8875	659696	0	659696	1.8875	0	659696	0	1.8875	0	1.8875	0	45.4755	NA	NA	659696	
Foreign Companies	2	6129013	0	6129013	17.5365	6129013	0	6129013	17.5365	0	6129013	0	17.5365	0	17.5365	0	100.0000	NA	NA	6129013	



Everstone Capital Partners li Lic	AACCE4 918N	3323229	0	0	3323229	9.5085	3323229	0	9	332322	9.5085	0	9.5085	0	33	23	22	9	100.00	00	NA	NA	332322	9
International Finance Corporation	EXEMP TCATG	2805784	0	0	2805784	8.0280	2805784	0	4	280578	8.0280	0	8.0280	0	28	05	78	4	100.00	00	NA	NA	280578	4
Non Resident Indians (Non Repat)		111	0	0	22921	0.0656	22921	0	0	22921	0.0656	0	0.0656	0	0	0	0	0	0.0000	00	NA	NA	22921	0
Non Resident Indians (Repat)		290	0	0	66897	0.1914	66897	0	0	66897	0.1914	0	0.1914	0	0	0	0	0	0.0000	00	NA	NA	66897	0
Clearing Member		264	0	0	80566	0.2305	80566	0	0	80566	0.2305	0	0.2305	0	0	0	0	0	0.0000	00	NA	NA	80566	0
Bodies Corporate		365	0	0	1574927	4.5062	1574927	0	7	157492	4.5062	0	4.5062	0	0	0	0	0	0.0000	00	NA	NA	157492	7
Aadi Financial Advisors Lip	AARFAS 161F	500326	0	0	500326	1.4315	500326	0	0	500326	1.4315	0	1.4315	0	0	0	0	0	0.0000	00	NA	NA	500326	0
Sub Total (B)(3)		5804	2	8	1151452	32.945	1151452	0	8	115145	32.945	0	32.945	0	01	49	01	3	56.007	6	NA	NA	115145	28
Total Public Shareholding (B)= (B)(1)+(B)(2)+(B)(3)		5808	9	1	1864932	53.359	1864932	0	1	186493	53.359	0	53.359	0	76	20	52	0	40.862	2	NA	NA	186493	21

Details of the shareholders acting as persons in Concert including their Shareholding (No. and %):

No. of	No. of




Details of Shares which remain unclaimed may be given hear along with details such as number of shareholders, outstanding shares held in demat/unclaimed suspense account, voting rights which are frozen etc.

Note

- (1) PAN would not be displayed on website of Stock Exchange(s).
- (2) The above format needs to disclose name of all holders holding more than 1% of total number of shares
- (3) W.r.t. the information pertaining to Depository Receipts, the same may be disclosed in the respective columns to the extent information

GENERATED ON :04/01/2018


NSDL :



S Chand and Company Limited

Table IV - Statement showing shareholding pattern of the Non Promoter- Non Public shareholder

Category & Name of the shareholders	PAN	(I)	(II)	(III)	(IV)	(V)	(VI)	(VII)	(VIII) As a % of (A+B+C)	Number of Voting Rights held in each class of securities			Total as a % of (A+B+C)	No. of Shares Underlying Outstanding and convertible securities (as a percentage of total shares including)	No. of Shares Locked in shares	Shares pledged or otherwise encumbered	Number of equity shares held in dematerialised form
										Class eg: X	Class eg: Y	Total C					
1																	
Custodian/DR Holder		0	0	0	0	0	0	0.0000	0.0000	0	0	0	0	0.0000	0	NA	0
Employee Benefit Trust (under SEBI (Share based Employee Benefit) Regulations, 2014)		0	0	0	0	0	0	0.0000	0.0000	0	0	0	0	0.0000	0	NA	0



Total Non-Promoter- Non Public Shareholding (C)= (C)(1)+(C)(2)	0	0	0	0	0	0	0	0	0	0	0.0000	0	0.0000	0	0.0000	NA	NA	0
									0.0000	0								


No

(1) PAN would not be displayed on website of Stock Exchange(s).

(2) The above format needs to disclose name of all holders holding more than 1% of total number of shares

(3) W.r.t. the information pertaining to Depository Receipts, the same may be disclosed in the respective columns to the extent information

GENERATED ON :04/01/2018



*** POST ARRANGEMENT SHAREHOLDING PATTERN**


Shareholding Pattern under Regulation 31 of SEBI (Listing Obligations and Disclosure Requirements) Regulations, 2015

1. Name of Listed Entity: S Chand and Company Limited
 2. Scrip Code/Name of Scrip/Class of Security: 540497
 3. Share Holding Pattern Filed under: Reg. 31(1)(a)/Reg. 31(1)(b)/Reg.31(1)(c)
 a. If under 31(1)(b) then indicate the report for Quarter ending 31/12/2017
 b. If under 31(1)(c) then indicate date of allotment/extinguishment
 4. Declaration: The Listed entity is required to submit the following declaration to the extent of submission of information:-

Particulars	Yes*	No*
1 Whether the Listed Entity has issued any partly paid up shares?		No
2 Whether the Listed Entity has issued any Convertible Securities or Warrants?		No
3 Whether the Listed Entity has any shares against which depository receipts are issued?		No
4 Whether the Listed Entity has any shares in locked-in?	Yes	No
5 Whether any shares held by promoters are pledge or otherwise encumbered?		No

* If the Listed Entity selects the option 'No' for the questions above, the columns for the partly paid up shares, Outstanding Convertible Securities/Warrants, depository receipts, locked-in shares, No of shares pledged or otherwise encumbered by promoters, as applicable, shall not be displayed at the time of dissemination on the Stock Exchange website. Also wherever there is 'No' declared by Listed Entity in above table the values will be considered as 'Zero' by default on submission of the format of holding of specified securities.

GENERATED ON : 04/01/2018 NSDL : 30/12/2017 CDSL : 30/12/2017




This is as on date basis and is subject to change considering the Trading of shares of the Company and any further allotment of shares pursuant to Esol scheme of the Company.

S Chand and Company Limited

Table I - Summary Statement holding of specified securities

Category	Category of shareholder	Nos. of shareholders	Nos. of fully paid up equity shares held	No. of Partly paid-up equity shares held	No. of shares underlying Depository Receipts	Shareholding as a % of total no. of shares (calculated as per SCRR, 1957)	Number of Voting Rights held in each class of securities			No. of Shares Underlying Outstanding convertible securities (including Warrants) (X)	Shareholding, as a % assuming full conversion of convertible securities (including share capital) (XI) =	Number of Locked in shares		Number of Shares pledged or otherwise encumbered		Number of equity shares held in dematerialised form (XIV)
							Class eg: X	Class eg: Y	Total (IX)			Total as a % of (A+B+C)	No. (a)	As a % of total Shares held (b)	No. (a)	
(A)	Promoter & Promoter Group	8	16300740	0	0	46.6397	16300740	0	16300740	46.6397	16200740	99.3865	0	0	0.0000	16300740
(B)	Public	58090	18649615	0	0	53.3603	18649615	0	18649615	53.3603	7620520	40.8621	NA	NA	NA	18649615
(C)	Non Promoter - Non Public				0				0			0.0000			NA	
(C1)	Shares Underlying DRs	0	0	0	0	0.0000	0	0	0	0.0000	0	0.0000	0	0	NA	0
(C2)	Shares Held By Employee Trust	0	0	0	0	0.0000	0	0	0	0.0000	0	0.0000	0	0	NA	0
	Total	58098	34950355	0	0	100.0000	34950355	0	34950355	100.0000	2382126	68.1579	0	0	0.0000	34950355

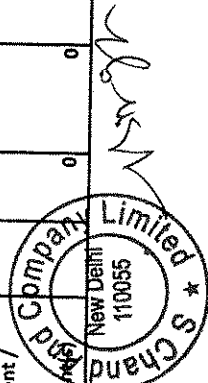
GENERATED ON :04/01/2018 NSDL :



S Chand and Company Limited

Table II - Statement showing shareholding pattern of the Promoter and Promoter Group

1	(i)	(ii)	(iii)	(iv)	(v)	(vi)	(vii) = (iv)+(v)+(vi)	(viii) As a % of (A+B+C2)	(ix)			(x) = (vii)+(x) As a %	(xii)		(xiii)	(xiv)
									No. of share holders	No. of fully paid up equity shares held	Partly paid-up equity shares held		No. of shares underlying Depository Receipts	Shareholding % calculated as per SCRR, 1957 As a % of (A+B+C2)		
	Category & Name of the shareholders	PAN	Nos. of share holders	No. of fully paid up equity shares held	Partly paid-up equity shares held	No. of shares underlying Depository Receipts	Total nos. shares held	Shareholding % calculated as per SCRR, 1957 As a % of (A+B+C2)	Number of Voting Rights held in each class of securities		No. of Shares Underlying Outstanding convertible securities (including Warrants)	As a % of total Shares held(b)	No. (a)	As a % of total Shares held(b)	Number of equity shares held in dematerialised form	
									Class eg: X	Class eg: Y	Total	(A)	(B)	(C)	(D)	
(a)	Indian Individuals / Hindu Undivided Family		8	16300740	0	0	16300740	46.6397	16300740	0	16300740	46.6397	0	0	16300740	
	Himanshu Gupta	AERPG	1	5777454	0	0	5777454	16.5305	5777454	0	5777454	16.5305	0	0	5777454	
	Dinesh Kumar	AHLPJ4	1	3790229	0	0	3790229	10.8446	3790229	0	3790229	10.8446	0	0	3790229	
	Jhunjhuwala	299E	1	3790229	0	0	3790229	10.8446	3790229	0	3790229	10.8446	0	0	3790229	
	Neerja	AFQPG	2	3363018	0	0	3363018	9.6223	3363018	0	3363018	9.6223	0	0	3363018	
	Jhunjhuwala	8374N	2	3363018	0	0	3363018	9.6223	3363018	0	3363018	9.6223	0	0	3363018	
	Savita Gupta	AAPPG	1	1218634	0	0	1218634	3.4868	1218634	0	1218634	3.4868	0	0	1218634	
	0819E		1	1218634	0	0	1218634	3.4868	1218634	0	1218634	3.4868	0	0	1218634	
	ABAPB		1	1218634	0	0	1218634	3.4868	1218634	0	1218634	3.4868	0	0	1218634	
	Ankita Gupta	6957A	1	914078	0	0	914078	2.6154	914078	0	914078	2.6154	0	0	914078	
	Nirmala Gupta	AERPG	1	914078	0	0	914078	2.6154	914078	0	914078	2.6154	0	0	914078	
	8270R		1	645327	0	0	645327	1.8464	645327	0	645327	1.8464	0	0	645327	
	Gaurav Kumar	AGDPJ7	1	645327	0	0	645327	1.8464	645327	0	645327	1.8464	0	0	645327	
	Jhunjhuwala	378M	1	592000	0	0	592000	1.6938	592000	0	592000	1.6938	0	0	592000	
	Central Government / State Government		0	0	0	0	0	0.0000	0	0	0	0.0000	0	0	0	
(b)	Government / State Government		0	0	0	0	0	0.0000	0	0	0	0.0000	0	0	0	



(c)	Financial Institutions / Banks	0	0	0	0	0	0	0	0	0	0	0.0000	0	0.0000	0	0.0000	0
(d)	Any Other (Specify)	0	0	0	0	0	0	0	0	0	0	0.0000	0	0.0000	0	0.0000	0
2	Sub Total (A)(1) Foreign	8	16300740	0	0	16300740	46.6397	16300740	16300740	0	16300740	46.6397	0	99.3865	0	0.0000	16300740
(a)	Individuals (Non-Resident Individuals / Foreign Individuals)	0	0	0	0	0	0.0000	0	0	0	0	0.0000	0	0.0000	0	0.0000	0
(b)	Government	0	0	0	0	0	0.0000	0	0	0	0	0.0000	0	0.0000	0	0.0000	0
(c)	Institutions Foreign Portfolio Investor	0	0	0	0	0	0.0000	0	0	0	0	0.0000	0	0.0000	0	0.0000	0
(d)	Investor	0	0	0	0	0	0.0000	0	0	0	0	0.0000	0	0.0000	0	0.0000	0
(e)	Any Other (Specify)	0	0	0	0	0	0.0000	0	0	0	0	0.0000	0	0.0000	0	0.0000	0
	Sub Total (A)(2)	0	0	0	0	0	0.0000	0	0	0	0	0.0000	0	0.0000	0	0.0000	0
	Total Shareholding Of Promoter And Promoter Group (A) = (A)(1)+(A)(2)	8	16300740	0	0	16300740	46.6397	16300740	16300740	0	16300740	46.6397	0	99.3865	0	0.0000	16300740


Details of Shares which remain unclaimed may be given hear along with details such as number of shareholders, outstanding shares held in demat/unclaimed suspense account, voting rights which are frozen etc.

Not

(1) PAN would not be displayed on website of Stock Exchange(s)

(2) The term 'Encumbrance' has the same meaning as assigned under regulation 28(3) of SEBI (Substantial Acquisition of Shares and Takeovers)

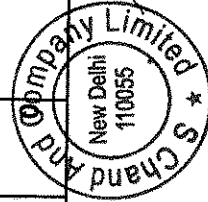
GENERATED ON :04/01/2018




S Chand and Company Limited

Table III - Statement showing shareholding pattern of the Public shareholder


1	(a)	Category & Name of the shareholders	PAN (II)	Nos. of shareholders (III)	No. of fully paid up equity shares held (IV)	Partly paid-up equity shares held (V)	No. of shares underlying Depository Receipts (VI)	Total nos. shares held (VII) = (V) + (VI)	Shareholding % calculated as per SCRR, 1957 As a % of (A+B+C2) (VIII) As	Number of Voting Rights held in each class of securities (IX)			No. of Shares held in Locked in shares (a)	Number of pledged or otherwise (b)	No. of Shares held in dematerialised form (XIV)
										Class eg: X	Total	Total as a % of (A+B+C)			
										Number of Voting Rights held in each class of securities		No. of Shares held in Locked in shares (a)			
		Institutions													
		Mutual Fund		26	3939904	0	0	3939904	11.273	3939904	0	11.2730	0	0	3939904
		Hdfc Trustee Company Limited - Hdfc Prudence Fund	AAAT H180 9A		2212159	0	0	2212159	6.3294	2212159	0	6.3295	0	0	2212159
		Aditya Birla Sun Life Trustee Private Limited A/C Aditya Birla Sun Life Small And Midcap Fund	AAAT B010 2C		828000	0	0	828000	2.3691	828000	0	2.3691	0	0	828000
		Venture Capital Funds			0	0	0	0	0.0000	0	0	0.0000	0	0	0
	(b)														



(c)	Alternate Investment Funds	5	1558185	0	0	1558185	4.4583	1558185	4.4583	0	1558185	4.4583	0	4.4583	1171507	75.1841	NA	NA	1558185
	Volrado Venture Partners Fund li 8F		925124	0	0	925124	2.647	925124	2.6470	0	925124	2.6470	0	2.6470	746000	80.6378	NA	NA	925124
(d)	Foreign Venture Capital Investors	0	0	0	0	0	0.0000	0	0.0000	0	0	0.0000	0	0.0000	0	0.0000	NA	NA	0
(e)	Foreign Portfolio Investor	11	1554351	0	0	1554351	4.4473	1554351	4.4473	0	1554351	4.4473	0	4.4473	0	0.0000	NA	NA	1554351
	Indus India Fund (Sv) Limited		515901	0	0	515901	1.4761	515901	1.4761	0	515901	1.4761	0	1.4761	0	0.0000	NA	NA	515901
(f)	Financial Institutions / Banks	5	82353	0	0	82353	0.2356	82353	0.2356	0	82353	0.2356	0	0.2356	0	0.0000	NA	NA	82353
(g)	Insurance Companies	0	0	0	0	0	0.0000	0	0.0000	0	0	0.0000	0	0.0000	0	0.0000	NA	NA	0
(h)	Provident Funds/ Pension Funds	0	0	0	0	0	0.0000	0	0.0000	0	0	0.0000	0	0.0000	0	0.0000	NA	NA	0
(i)	Any Other (Specify)	0	0	0	0	0	0.0000	0	0.0000	0	0	0.0000	0	0.0000	0	0.0000	NA	NA	0
	Sub Total (B)(1)	47	7134793	0	0	7134793	20.414	7134793	20.4143	0	7134793	20.4143	0	20.4143	1171507	16.4196	NA	NA	7134793



2	Central Government/ State Government(s) / President of India																				
	Sub Total (B)/(2)	0	0	0	0	0	0	0	0	0	0	0	0	0	0.0000	0	0	0.0000	NA	NA	0
3	Non-Institutions																				
(a)	Individuals		0	0															NA	NA	
	i. Individual shareholders holding nominal share capital up to Rs. 2 lakhs.	53601	2773606	0	0	2773606	7.9358	7.9358	2773606	2773606	7.9358	0	2000	7.936	0	0	0.7211	NA	NA	2773606	
	ii. Individual shareholders holding nominal share capital in excess of Rs. 2 lakhs.	4	206592	0	0	206592	0.5911	0.5911	206592	206592	0.5911	0	0	0.591	0	0	0.0000	NA	NA	206592	
(b)	NBFCs registered with RBI	0	0	0	0	0	0.0000	0.0000	0	0	0.0000	0	0	0.000	0	0	0.0000	NA	NA	0	
(c)	Employee Trusts	0	0	0	0	0	0.0000	0.0000	0	0	0.0000	0	0	0.000	0	0	0.0000	NA	NA	0	



Aadi Financial Advisors LLP	AARF A516 1F	500326	0	0	500326	1.4315	500326	500326	1.4315	500326	1.4315	0	1.4315	0	0.0000	NA	NA	500326
Sub Total (B)(3)	58042	11514528	0	0	11514528	32.945	11514528	11514528	32.945	11514528	32.945	0	32.945	0	56.0076	NA	NA	1.2E+07
Total Public Shareholding (B)= (B)(1)+(B)(2)+(B)(3)	58090	18649615	0	0	18649615	53.36	18649321	18649615	53.36	18649615	53.3599	0	53.3599	0	40.8622	NA	NA	1.9E+07

Details of the shareholders acting as persons in Concert including their Shareholding (No. and %):

No. of	No.


Details of Shares which remain unclaimed may be given hear along with details such as number of shareholders, outstanding shares held in demat/unclaimed suspense account, voting rights which are frozen etc.

Note

- (1) PAN would not be displayed on website of Stock Exchange(s).
- (2) The above format needs to disclose name of all holders holding more than 1% of total number of shares
- (3) W.r.t. the information pertaining to Depository Receipts, the same may be disclosed in the respective columns to the extent information

GENERATED ON :04/01/2018


NSDL



S Chand and Company Limited

Table IV - Statement showing shareholding pattern of the Non Promoter- Non Public shareholder

Category & Name of the shareholders	PAN	Nos. of shareholders	No. of fully paid up equity shares held	Partly paid-up equity shares held	No. of Depository Receipts	Total nos. shares held	Shareholding % calculated as per SCRR, 1957 As a % of (A+B+C)	Number of Voting Rights held in each class of securities			Total as a % of (A+B+C)	No. of Shares Underlying Outstanding and convertible securities (including)	Shareholding as a % assuming full conversion of convertible securities (as a percentage of age of (a))	Number of Locked in shares		As a % of total Shares held (b)	Number of equity shares held in dematerialised form		
								Class eg: X	Class eg: Y	Total C				No. (a)	No. (b)			No. (a)	No. (b)
1			0	0	0	0	0.0000	0	0	0	0	0.0000	0	0.0000	NA	NA	0		
Custodian/DR Holder																			
Employee Benefit Trust (under SEBI (Share based Employee Benefit) Regulations, 2014)		0	0	0	0	0	0.0000	0	0	0	0	0.0000	0	0.0000	NA	NA	0	0	




Handwritten signature

Total Non-Promoter-Non Public Shareholding (C)=	0	0	0	0	0	0	0	0	0	0	0	0	0	0	0	0	0.0000	0	0.0000	NA	NA	0	
(C)(1)+(C)(2)	0	0	0	0	0	0	0	0	0	0	0	0	0	0	0	0	0	0.0000	0	0.0000	NA	NA	0

No

- (1) PAN would not be displayed on website of Stock Exchange(s).
- (2) The above format needs to disclose name of all holders holding more than 1% of total number of shares
- (3) W.r.t. the information pertaining to Depository Receipts, the same may be disclosed in the respective columns to the extent information


GENERATED ON :04/01/2018



Pre and Post Arrangement Shareholding Pattern of Safari Digital Education Initiatives Private Limited

S. No.	Shareholder's Name	Pre-arrangement (Shareholding Pattern) as on 14.11.2017*		Post-arrangement (Shareholding Pattern)			
		Total no. of equity shares of Rs. 10/-	% of Total Equity Shares	Total no. of equity shares of Rs. 10/-	% of Total Equity Shares	Total no. of preference shares of Rs. 10/-	% of Total Preference Shares
1.	S Chand And Company Limited	26,584,068	60	46,449,862	100	1,882,353	100
2.	Dinesh Kumar Jhunjhuwala (nominee of S Chand And Company Limited)	100	0	100	Negligible	-	-
3.	Nirja Publishers & Printers Pvt. Ltd.	17,785,000	40	-	-	-	-
4.	Vikas Publishing House Pvt. Ltd.	100	0	100	Negligible	-	-
5.	Mr. Amit Kumar Gupta	-	-	588	Negligible	-	-
6.	Mr. Nikhil Kedia	-	-	1	Negligible	-	-
		44,369,268	100	46,450,651	100	1,882,353	100
	Total Share Capital	44,369,268		48,333,004			

For Safari Digital Education Initiatives Pvt. Ltd.



Saurabh Mittal
 Director
 DIN: 01402533
 Address: A-27, 2nd Floor,
 Mohan Co-operative Industrial Estate,
 New Delhi-110044

* There has been no change in the shareholding pattern since the date of board meeting of Safari Digital Education Initiatives Pvt. Ltd. held on 14.11.2017 till date.

Safari Digital Education Initiatives Pvt. Ltd.
 (Formerly S Chand Digital Pvt. Ltd.)

Corporate Office: A-27, Mohan Co-operative Industrial Estate, New Delhi - 110044

Ph: 011 4973 1800 **Email:** info@safaridigital.in

Registered Office: 7361, Ravindra Mansion, Ram Nagar, New Delhi - 110055. **Ph:** 011 2367 2080

CIN No. U80904DL2010PTC204512

123