


General information about company	
Scrip code	540497
NSE Symbol	SCHAND
MSEI Symbol	NA
ISIN	INE807K01035
Name of the company	S CHAND AND COMPANY LIMITED
Whether company is SME	No
Class of Security	Equity Shares
Type of report	Quarterly
Quarter Ended / Half year ended/Date of Report (For Prelisting / Allotment)	30-06-2018
Date of allotment / extinguishment (in case Capital Restructuring selected) / Listing Date	
Shareholding pattern filed under	Regulation 31 (1) (b)



Declaration					
Sr. No.	Particular	Yes/No	Promoter and Promoter Group	Public shareholder	Non Promoter-Non Public
1	Whether the Listed Entity has issued any partly paid up shares?	No	No	No	No
2	Whether the Listed Entity has issued any Convertible Securities ?	No	No	No	No
3	Whether the Listed Entity has issued any Warrants ?	No	No	No	No
4	Whether the Listed Entity has any shares against which depository receipts are issued?	No	No	No	No
5	Whether the Listed Entity has any shares in locked-in?	Yes	Yes	No	No
6	Whether any shares held by promoters are pledge or otherwise encumbered?	No	No		
7	Whether company has equity shares with differential voting rights?	No	No	No	No



Table I - Summary Statement holding of specified securities

Category (I)	Category of shareholder (II)	Nos. Of shareholders (III)	No. of fully paid up equity shares held (IV)	No. Of Partly paid-up equity shares held (V)	No. Of shares underlying Depository Receipts (VI)	Total nos. shares held (VII) = (IV)+ (V)+ (VI)	Shareholding as a % of total no. of shares (calculated as per SCRR, 1957) (VIII) As a % of (A+B+C2)	Number of Voting Rights held in each class of securities (IX)			
								No of Voting (XIV) Rights			Total as a % of (A+B+C)
								Class eg: X	Class eg:y	Total	
(A)	Promoter & Promoter Group	7	16300740			16300740	46.61	16300740		16300740	46.61
(B)	Public	52979	18674547			18674547	53.39	18674547		18674547	53.39
(C)	Non Promoter-Non Public										
(C1)	Shares underlying DRs										
(C2)	Shares held by Employee Trusts										
	Total	52986	34975287			34975287	100	34975287		34975287	100



Table I - Summary Statement holding of specified securities

Category (I)	Category of shareholder (II)	No. Of Shares Underlying Outstanding convertible securities (X)	No. of Shares Underlying Outstanding Warrants (Xi)	No. Of Shares Underlying Outstanding convertible securities and No. Of Warrants (Xi) (a)	Shareholding , as a % assuming full conversion of convertible securities (as a percentage of diluted share capital) (XI)= (VII)+(X) As a % of (A+B+C2)	Number of Locked in shares (XII)		Number of Shares pledged or otherwise encumbered (XIII)		Number of equity shares held in dematerialized form (XIV)
						No. (a)	As a % of total Shares held (b)	No. (a)	As a % of total Shares held (b)	
(A)	Promoter & Promoter Group				46.61	6965800	42.73			16300740
(B)	Public				53.39	0	0			18674547
(C)	Non Promoter-Non Public									
(C1)	Shares underlying DRs									
(C2)	Shares held by Employee Trusts									
	Total				100	6965800	19.92			34975287



Table II - Statement showing shareholding pattern of the Promoter and Promoter Group

Sr.	Category & Name of the Shareholders (I)	Nos. Of shareholders (III)	No. of fully paid up equity shares held (IV)	No. Of Partly paid-up equity shares held (V)	No. Of shares underlying Depository Receipts (VI)	Total nos. shares held (VII) = (IV)+(V)+(VI)	Shareholding as a % of total no. of shares (calculated as per SCRR, 1957) (VIII) As a % of (A+B+C2)	Number of Voting Rights held in each class of securities (IX)			
								No of Voting (XIV) Rights			Total as a % of Total Voting rights
								Class eg: X	Class eg: y	Total	
A	Table II - Statement showing shareholding pattern of the Promoter and Promoter Group										
(1)	Indian										
(a)	Individuals/Hindu undivided Family	7	16300740			16300740	46.61	16300740		16300740	46.61
Sub-Total (A)(1)		7	16300740			16300740	46.61	16300740		16300740	46.61
(2)	Foreign										
Total Shareholding of Promoter and Promoter Group (A)= (A)(1)+(A)(2)		7	16300740			16300740	46.61	16300740		16300740	46.61
B	Table III - Statement showing shareholding pattern of the Public shareholder										
(1)	Institutions										
(a)	Mutual Funds	4	4099838			4099838	11.72	4099838		4099838	11.72
(c)	Alternate Investment Funds	3	1397937			1397937	4	1397937		1397937	4
(e)	Foreign Portfolio Investors	11	1617785			1617785	4.63	1617785		1617785	4.63
(f)	Financial Institutions/ Banks	4	75373			75373	0.22	75373		75373	0.22
Sub-Total (B)(1)		22	7190933			7190933	20.56	7190933		7190933	20.56
(3)	Non-institutions										
(a(i))	Individuals - i. Individual shareholders holding nominal share capital up to Rs. 2 lakhs.	49164	2810843			2810843	8.04	2810843		2810843	8.04
(a(ii))	Individuals - ii. Individual shareholders holding nominal share capital in excess of Rs. 2 lakhs.	3	228574			228574	0.65	228574		228574	0.65
(b)	NBFCs registered with RBI	3	107			107	0	107		107	0
(e)	Any Other (specify)	3787	8444090			8444090	24.14	8444090		8444090	24.14
Sub-Total											



(B)(3)		52957	11483614			11483614	32.83	11483614		11483614	32.83
Total Public Shareholding (B)=(B)(1)+(B)(2)+(B)(3)		52979	18674547			18674547	53.39	18674547		18674547	53.39
C	Table IV - Statement showing shareholding pattern of the Non Promoter- Non Public shareholder										
Total (A+B+C2)		52986	34975287			34975287	100	34975287		34975287	100
Total (A+B+C)		52986	34975287			34975287	100	34975287		34975287	100



Table II - Statement showing shareholding pattern of the Promoter and Promoter Group


Sr.	No. Of Shares Underlying Outstanding convertible securities (X)	No. of Shares Underlying Outstanding Warrants (Xi)	No. Of Shares Underlying Outstanding convertible securities and No. Of Warrants (Xi) (a)	Shareholding , as a % assuming full conversion of convertible securities (as a percentage of diluted share capital) (XI)= (VII)+(X) As a % of (A+B+C2)	Number of Locked in shares (XII)		Number of Shares pledged or otherwise encumbered (XIII)		Number of equity shares held in dematerialized form (XIV)
					No. (a)	As a % of total Shares held (b)	No. (a)	As a % of total Shares held (b)	
A	Table II - Statement showing shareholding pattern of the Promoter and Promoter Group								
(1)	Indian								
(a)				46.61	6965800	42.73			16300740
Sub-Total (A) (1)				46.61	6965800	42.73			16300740
(2)	Foreign								
Total Shareholding of Promoter and Promoter Group (A)= (A)(1)+(A)(2)				46.61	6965800	42.73			16300740
B	Table III - Statement showing shareholding pattern of the Public shareholder								
(1)	Institutions								
(a)				11.72	0	0			4099838
(c)				4	0	0			1397937
(e)				4.63	0	0			1617785
(f)				0.22	0	0			75373
Sub-Total (B) (1)				20.56	0	0			7190933
(3)	Non-institutions								
(a(i))				8.04	0	0			2810843
(a(ii))				0.65	0	0			228574
(b)				0	0	0			107
(e)				24.14	0	0			8444090
Sub-Total (B) (3)				32.83	0	0			11483614
Total Public Shareholding (B)=(B)(1)+(B)(2)+(B)(3)				53.39	0	0			18674547
C	Table IV - Statement showing shareholding pattern of the Non Promoter- Non Public shareholder								
Total (A+B+C2)				100	6965800	19.92			34975287
Total (A+B+C)				100	6965800	19.92			34975287



Individuals/Hindu undivided Family							
Serial No.	1	2	3	4	5	6	7
Name of the Shareholders (I)	Himanshu Gupta	Dinesh Kumar Jhunjhnuwala	Neerja Jhunjhnuwala	Savita Gupta	Ankita Gupta	Nirmala Gupta	Gaurav Kumar Jhunjhnuwala
PAN (II)	AERPG5035N	AHLPJ4299E	AFQPG8374N	AAPPG0819E	ABAPB6957A	AERPG8270R	AGDPJ7378M
No. of fully paid up equity shares held (IV)	5777454	3790229	3363018	1218634	914078	645327	592000
No. Of Partly paid-up equity shares held (V)							
No. Of shares underlying Depository Receipts (VI)							
Total nos. shares held (VII) = (IV)+ (V)+ (VI)	5777454	3790229	3363018	1218634	914078	645327	592000
Shareholding as a % of total no. of shares (calculated as per SCRR, 1957) (VIII) As a % of (A+B+C2)	16.52	10.84	9.62	3.48	2.61	1.85	1.69
Number of Voting Rights held in each class of securities (IX)							
Class eg: X	5777454	3790229	3363018	1218634	914078	645327	592000
Class eg: y							
Total	5777454	3790229	3363018	1218634	914078	645327	592000
Total as a % of Total Voting rights	16.52	10.84	9.62	3.48	2.61	1.85	1.69
No. Of Shares Underlying Outstanding convertible securities (X)							
No. of Shares Underlying Outstanding Warrants (Xi)							
No. Of Shares Underlying Outstanding convertible securities and No. Of Warrants (Xi) (a)							
Shareholding , as a % assuming full conversion of convertible securities (as a percentage of diluted share capital) (XI)= (VII)+(Xi)(a) As a % of (A+B+C2)	16.52	10.84	9.62	3.48	2.61	1.85	1.69
Number of Locked in shares (XII)							




No. (a)	3482900	1741450	1741450	0	0	0	0
As a % of total Shares held (b)	60.28	45.95	51.78	0	0	0	0
Number of Shares pledged or otherwise encumbered (XIII)							
No. (a)							
As a % of total Shares held (b)							
Number of equity shares held in dematerialized form (XIV)	5777454	3790229	3363018	1218634	914078	645327	592000
Reason for not providing PAN							
Reason for not providing PAN							
Shareholder type	Promoter	Promoter	Promoter	Promoter Group	Promoter Group	Promoter Group	Promoter Group




Individuals/Hindu undivided Family


Serial No.	
Name of the Shareholders (I)	Click here to go back
PAN (II)	Total
No. of fully paid up equity shares held (IV)	16300740
No. Of Partly paid-up equity shares held (V)	
No. Of shares underlying Depository Receipts (VI)	
Total nos. shares held (VII) = (IV)+ (V)+ (VI)	16300740
Shareholding as a % of total no. of shares (calculated as per SCRR, 1957) (VIII) As a % of (A+B+C2)	46.61
Number of Voting Rights held in each class of securities (IX)	
Class eg: X	16300740
Class eg: y	
Total	16300740
Total as a % of Total Voting rights	46.61
No. Of Shares Underlying Outstanding convertible securities (X)	
No. of Shares Underlying Outstanding Warrants (Xi)	
No. Of Shares Underlying Outstanding convertible securities and No. Of Warrants (Xi) (a)	
Shareholding , as a % assuming full conversion of convertible securities (as a percentage of diluted share capital) (XI)= (VII)+(Xi)(a) As a % of (A+B+C2)	46.61
Number of Locked in shares (XII)	




No. (a)	6965800
As a % of total Shares held (b)	42.73
Number of Shares pledged or otherwise encumbered (XIII)	
No. (a)	
As a % of total Shares held (b)	
Number of equity shares held in dematerialized form (XIV)	16300740
Reason for not providing PAN	
Reason for not providing PAN	
Shareholder type	



Mutual Funds				
Serial No.	1	2	3	
Name of the Shareholders (I)	Hdfc Trustee Company Ltd. A/C Hdfc Balanced Advantage Fund	Aditya Birla Sun Life Trustee Private Limited A/C Aditya Birla Sun Life Small Cap Fund	Sundaram Mutual Fund A/C Sundaram Emerging Small Cap - Series I	Click here to go back
PAN (II)	AAATH1809A	AAATB0102C	AAATS2554B	Total
No. of fully paid up equity shares held (IV)	2543978	922700	516160	3982838
No. Of Partly paid-up equity shares held (V)				
No. Of shares underlying Depository Receipts (VI)				
Total nos. shares held (VII) = (IV)+ (V)+ (VI)	2543978	922700	516160	3982838
Shareholding as a % of total no. of shares (calculated as per SCRR, 1957) (VIII) As a % of (A+B+C2)	7.27	2.64	1.48	11.39
Number of Voting Rights held in each class of securities (IX)				
Class eg: X	2543978	922700	516160	3982838
Class eg:y				
Total	2543978	922700	516160	3982838
Total as a % of Total Voting rights	7.27	2.64	1.48	11.39
No. Of Shares Underlying Outstanding convertible securities (X)				
No. of Shares Underlying Outstanding Warrants (Xi)				
No. Of Shares Underlying Outstanding convertible securities and No. Of Warrants (Xi) (a)				
Shareholding , as a % assuming full conversion of convertible securities (as a percentage of diluted share capital) (XI)= (VII)+(X) As a % of (A+B+C2)	7.27	2.64	1.48	11.39



Number of Locked in shares (XII)				
No. (a)	0	0	0	0
As a % of total Shares held (b)	0	0	0	0
Number of equity shares held in dematerialized form (XIV)	2543978	922700	516160	3982838
Reason for not providing PAN				
Reason for not providing PAN				




Alternate Investment Funds

Serial No.	1	
Name of the Shareholders (I)	Volrado Venture Partners Fund Ii	Click here to go back
PAN (II)	AACTV2878F	Total
No. of fully paid up equity shares held (IV)	925124	925124
No. Of Partly paid-up equity shares held (V)		
No. Of shares underlying Depository Receipts (VI)		
Total nos. shares held (VII) = (IV)+ (V)+ (VI)	925124	925124
Shareholding as a % of total no. of shares (calculated as per SCRR, 1957) (VIII) As a % of (A+B+C2)	2.65	2.65
Number of Voting Rights held in each class of securities (IX)		
Class eg: X	925124	925124
Class eg:y		
Total	925124	925124
Total as a % of Total Voting rights	2.65	2.65
No. Of Shares Underlying Outstanding convertible securities (X)		
No. of Shares Underlying Outstanding Warrants (Xi)		
No. Of Shares Underlying Outstanding convertible securities and No. Of Warrants (Xi) (a)		
Shareholding , as a % assuming full conversion of convertible securities (as a percentage of diluted share capital) (XI)= (VII)+(X) As a % of (A+B+C2)	2.65	2.65
Number of Locked in shares (XII)		




No. (a)	0	0
As a % of total Shares held (b)	0	0
Number of equity shares held in dematerialized form (XIV)	925124	925124
Reason for not providing PAN		
Reason for not providing PAN		




Foreign Portfolio Investors			
Serial No.	1	2	
Name of the Shareholders (I)	Indus India Fund (Sv) Limited	Bnp Paribas Arbitrage	Click here to go back
PAN (II)	AAECI0209G	AAGFB5324G	Total
No. of fully paid up equity shares held (IV)	620822	399084	1019906
No. Of Partly paid-up equity shares held (V)			
No. Of shares underlying Depository Receipts (VI)			
Total nos. shares held (VII) = (IV)+ (V)+ (VI)	620822	399084	1019906
Shareholding as a % of total no. of shares (calculated as per SCRR, 1957) (VIII) As a % of (A+B+C2)	1.78	1.14	2.92
Number of Voting Rights held in each class of securities (IX)			
Class eg: X	620822	399084	1019906
Class eg: y			
Total	620822	399084	1019906
Total as a % of Total Voting rights	1.78	1.14	2.92
No. Of Shares Underlying Outstanding convertible securities (X)			
No. of Shares Underlying Outstanding Warrants (Xi)			
No. Of Shares Underlying Outstanding convertible securities and No. Of Warrants (Xi) (a)			
Shareholding , as a % assuming full conversion of convertible securities (as a percentage of diluted share capital) (XI)= (VII)+(X) As a % of (A+B+C2)	1.78	1.14	2.92
Number of Locked in shares (XII)			




No. (a)	0	0	0
As a % of total Shares held (b)	0	0	0
Number of equity shares held in dematerialized form (XIV)	620822	399084	1019906
Reason for not providing PAN			
Reason for not providing PAN			



Any Other (specify)							
Searial No.	1	2	3	4	5	6	7
Category	HUF	HUF	Others	Others	Others	Non-Resident Indian (NRI)	Clearing Members
Category / More than 1 percentage	Category	More than 1 percentage of shareholding	Category	More than 1 percentage of shareholding	More than 1 percentage of shareholding	Category	Category
Name of the Shareholders (I)		Suresh Bhatia	Foreign Companies	Everstone Capital Partners II LLC	International Finance Corporation		
PAN (II)		AADHB7855H		AACCE4918N	ZZZZZ9999Z		
No. of the Shareholders (I)	3182	1	2	1	1	204	138
No. of fully paid up equity shares held (IV)	592321	351030	6129013	3323229	2805784	68071	75515
No. Of Partly paid-up equity shares held (V)							
No. Of shares underlying Depository Receipts (VI)							
Total nos. shares held (VII) = (IV)+ (V)+ (VI)	592321	351030	6129013	3323229	2805784	68071	75515
Shareholding as a % of total no. of shares (calculated as per SCRR, 1957) (VIII) As a % of (A+B+C2)	1.69	1	17.52	9.5	8.02	0.19	0.22
Number of Voting Rights held in each class of securities (IX)							
Class eg: X	592321	351030	6129013	3323229	2805784	68071	75515
Class eg:y							
Total	592321	351030	6129013	3323229	2805784	68071	75515
Total as a % of Total Voting rights	1.69	1	17.52	9.5	8.02	0.19	0.22
No. Of Shares Underlying Outstanding convertible securities (X)							
No. of Shares Underlying Outstanding Warrants (Xi)							
No. Of Shares Underlying Outstanding convertible securities and No. Of Warrants (Xi) (a)							
Shareholding , as a % assuming full conversion of							



convertible securities (as a percentage of diluted share capital) (XI)= (VII)+(X) As a % of (A+B+C2)	1.69	1	17.52	9.5	8.02	0.19	0.22
Number of Locked in shares (XII)							
No. (a)	0	0	0	0	0	0	0
As a % of total Shares held (b)	0	0	0	0	0	0	0
Number of equity shares held in dematerialized form (XIV)	592321	351030	6129013	3323229	2805784	68071	75515
Reason for not providing PAN							
Reason for not providing PAN					Textual Information(1)		



Any Other (specify)

Serial No.	8	9	
Category	Bodies Corporate	Bodies Corporate	
Category / More than 1 percentage	Category	More than 1 percentage of shareholding	
Name of the Shareholders (I)		Blue Daimond Properties Pvt Ltd	Click here to go back
PAN (II)		AACCB8052A	Total
No. of the Shareholders (I)	261	1	3787
No. of fully paid up equity shares held (IV)	1579170	500326	8444090
No. Of Partly paid-up equity shares held (V)			
No. Of shares underlying Depository Receipts (VI)			
Total nos. shares held (VII) = (IV)+ (V)+ (VI)	1579170	500326	8444090
Shareholding as a % of total no. of shares (calculated as per SCRR, 1957) (VIII) As a % of (A+B+C2)	4.52	1.43	24.14
Number of Voting Rights held in each class of securities (IX)			
Class eg: X	1579170	500326	8444090
Class eg:y			
Total	1579170	500326	8444090
Total as a % of Total Voting rights	4.52	1.43	24.14
No. Of Shares Underlying Outstanding convertible securities (X)			
No. of Shares Underlying Outstanding Warrants (Xi)			
No. Of Shares Underlying Outstanding convertible securities and No. Of Warrants (Xi) (a)			
Shareholding , as a % assuming full conversion of convertible securities (as a			



percentage of diluted share capital (XI)= (VII)+(X) As a % of (A+B+C2)	4.52	1.43	24.14
Number of Locked in shares (XII)			
No. (a)	0	0	0
As a % of total Shares held (b)	0	0	0
Number of equity shares held in dematerialized form (XIV)	1579170	500326	8444090
Reason for not providing PAN			
Reason for not providing PAN			



Text Block

Textual Information(1)

As International Finance Corporation is a Foreign Company, it does not have any PAN.

