

General information about company	
Scrip code	540497
NSE Symbol	SCHAND
MSEI Symbol	NA
ISIN	INE807K01035
Name of the company	S CHAND AND COMPANY LIMITED
Whether company is SME	No
Class of Security	Equity Shares
Type of report	Quarterly
Quarter Ended / Half year ended/Date of Report (For Prelisting / Allotment)	30-09-2018
Date of allotment / extinguishment (in case Capital Restructuring selected) / Listing Date	
Shareholding pattern filed under	Regulation 31 (1) (b)



Declaration					
Sr. No.	Particular	Yes/No	Promoter and Promoter Group	Public shareholder	Non Promoter-Non Public
1	Whether the Listed Entity has issued any partly paid up shares?	No	No	No	No
2	Whether the Listed Entity has issued any Convertible Securities ?	No	No	No	No
3	Whether the Listed Entity has issued any Warrants ?	No	No	No	No
4	Whether the Listed Entity has any shares against which depository receipts are issued?	No	No	No	No
5	Whether the Listed Entity has any shares in locked-in?	Yes	Yes	No	No
6	Whether any shares held by promoters are pledge or otherwise encumbered?	No	No		
7	Whether company has equity shares with differential voting rights?	No	No	No	No




Table I - Summary Statement holding of specified securities

Category (I)	Category of shareholder (II)	Nos. Of shareholders (III)	No. of fully paid up equity shares held (IV)	No. Of Partly paid-up equity shares held (V)	No. Of shares underlying Depository Receipts (VI)	Total nos. shares held (VII) = (IV)+ (V)+ (VI)	Shareholding as a % of total no. of shares (calculated as per SCRR, 1957) (VIII) As a % of (A+B+C2)	Number of Voting Rights held in each class of securities (IX)			Total as a % of (A+B+C)
								No of Voting (XIV) Rights			
								Class eg: X	Class eg:y	Total	
(A)	Promoter & Promoter Group	6	16322740			16322740	46.67	16322740		16322740	46.67
(B)	Public	51019	18652547			18652547	53.33	18652547		18652547	53.33
(C)	Non Promoter-Non Public										
(C1)	Shares underlying DRs										
(C2)	Shares held by Employee Trusts										
	Total	51025	34975287			34975287	100	34975287		34975287	100




Table I - Summary Statement holding of specified securities

Category (I)	Category of shareholder (II)	No. Of Shares Underlying Outstanding convertible securities (X)	No. of Shares Underlying Outstanding Warrants (Xi)	No. Of Shares Underlying Outstanding convertible securities and No. Of Warrants (Xi) (a)	Shareholding , as a % assuming full conversion of convertible securities (as a percentage of diluted share capital) (XI)= (VII)+(X) As a % of (A+B+C2)	Number of Locked in shares (XII)		Number of Shares pledged or otherwise encumbered (XIII)		Number of equity shares held in dematerialized form (XIV)
						No. (a)	As a % of total Shares held (b)	No. (a)	As a % of total Shares held (b)	
(A)	Promoter & Promoter Group				46.67	6965800	42.68			16322740
(B)	Public				53.33					18652547
(C)	Non Promoter-Non Public									
(C1)	Shares underlying DRs									
(C2)	Shares held by Employee Trusts									
	Total				100	6965800	19.92			34975287



Table II - Statement showing shareholding pattern of the Promoter and Promoter Group

Sr.	Category & Name of the Shareholders (I)	Nos. Of shareholders (III)	No. of fully paid up equity shares held (IV)	No. Of Partly paid-up equity shares held (V)	No. Of shares underlying Depository Receipts (VI)	Total nos. shares held (VII) = (IV)+(V)+(VI)	Shareholding as a % of total no. of shares (calculated as per SCRR, 1957) (VIII) As a % of (A+B+C2)	Number of Voting Rights held in each class of securities (IX)			
								No of Voting (XIV) Rights			Total as a % of Total Voting rights
								Class eg: X	Class eg:y	Total	
A	Table II - Statement showing shareholding pattern of the Promoter and Promoter Group										
(1)	Indian										
(a)	Individuals/Hindu undivided Family	6	16322740			16322740	46.67	16322740		16322740	46.67
Sub-Total (A)(1)		6	16322740			16322740	46.67	16322740		16322740	46.67
(2)	Foreign										
Total Shareholding of Promoter and Promoter Group (A)= (A)(1)+(A)(2)		6	16322740			16322740	46.67	16322740		16322740	46.67
B	Table III - Statement showing shareholding pattern of the Public shareholder										
(1)	Institutions										
(a)	Mutual Funds	4	4158063			4158063	11.89	4158063		4158063	11.89
(c)	Alternate Investment Funds	4	1408750			1408750	4.03	1408750		1408750	4.03
(e)	Foreign Portfolio Investors	13	1650394			1650394	4.72	1650394		1650394	4.72
(f)	Financial Institutions/Banks	4	74786			74786	0.21	74786		74786	0.21
Sub-Total (B)(1)		25	7291993			7291993	20.85	7291993		7291993	20.85
(3)	Non-institutions										
(a(i))	Individuals - i. Individual shareholders holding nominal share capital up to Rs. 2 lakhs.	47326	2768480			2768480	7.92	2768480		2768480	7.92
(a(ii))	Individuals - ii. Individual shareholders holding nominal share capital in excess of Rs. 2 lakhs.	3	228819			228819	0.65	228819		228819	0.65
(b)	NBFCs registered with RBI	4	125			125	0	125		125	0
(e)	Any Other (specify)	3661	8363130			8363130	23.91	8363130		8363130	23.91
Sub-Total											



(B)(3)		50994	11360554			11360554	32.48	11360554		11360554	32.48
Total Public Shareholding (B)=(B)(1)+(B)(2)+(B)(3)		51019	18652547			18652547	53.33	18652547		18652547	53.33
C	Table IV - Statement showing shareholding pattern of the Non Promoter- Non Public shareholder										
Total (A+B+C2)		51025	34975287			34975287	100	34975287		34975287	100
Total (A+B+C)		51025	34975287			34975287	100	34975287		34975287	100






Table II - Statement showing shareholding pattern of the Promoter and Promoter Group

Sr.	No. Of Shares Underlying Outstanding convertible securities (X)	No. of Shares Underlying Outstanding Warrants (Xi)	No. Of Shares Underlying Outstanding convertible securities and No. Of Warrants (Xi) (a)	Shareholding , as a % assuming full conversion of convertible securities (as a percentage of diluted share capital) (XI)= (VII)+(X) As a % of (A+B+C2)	Number of Locked in shares (XII)		Number of Shares pledged or otherwise encumbered (XIII)		Number of equity shares held in dematerialized form (XIV)
					No. (a)	As a % of total Shares held (b)	No. (a)	As a % of total Shares held (b)	
A	Table II - Statement showing shareholding pattern of the Promoter and Promoter Group								
(1)	Indian								
(a)				46.67	6965800	42.68			16322740
Sub-Total (A) (1)				46.67	6965800	42.68			16322740
(2)	Foreign								
Total Shareholding of Promoter and Promoter Group (A)= (A)(1)+(A)(2)				46.67	6965800	42.68			16322740
B	Table III - Statement showing shareholding pattern of the Public shareholder								
(1)	Institutions								
(a)				11.89					4158063
(c)				4.03					1408750
(e)				4.72					1650394
(f)				0.21					74786
Sub-Total (B) (1)				20.85					7291993
(3)	Non-institutions								
(a(i))				7.92					2768480
(a(ii))				0.65					228819
(b)				0					125
(e)				23.91					8363130
Sub-Total (B) (3)				32.48					11360554
Total Public Shareholding (B)=(B)(1)+(B)(2)+(B)(3)				53.33					18652547
C	Table IV - Statement showing shareholding pattern of the Non Promoter- Non Public shareholder								
Total (A+B+C2)				100	6965800	19.92			34975287
Total (A+B+C)				100	6965800	19.92			34975287



Individuals/Hindu undivided Family						
Serial No.	1	2	3	4	5	6
Name of the Shareholders (I)	Himanshu Gupta	Neerja Jhunjhnuwala	Dinesh Kumar Jhunjhnuwala	Savita Gupta	Ankita Gupta	Gaurav Kumar Jhunjhnuwala
PAN (II)	AERPG5035N	AFQPG8374N	AHLPJ4299E	AAPPG0819E	ABAPB6957A	AGDPJ7378M
No. of fully paid up equity shares held (IV)	5794454	4008345	3795229	1218634	914078	592000
No. Of Partly paid-up equity shares held (V)						
No. Of shares underlying Depository Receipts (VI)						
Total nos. shares held (VII) = (IV)+ (V)+ (VI)	5794454	4008345	3795229	1218634	914078	592000
Shareholding as a % of total no. of shares (calculated as per SCRR, 1957) (VIII) As a % of (A+B+C2)	16.57	11.46	10.85	3.48	2.61	1.69
Number of Voting Rights held in each class of securities (IX)						
Class eg:X	5794454	4008345	3795229	1218634	914078	592000
Class eg:y						
Total	5794454	4008345	3795229	1218634	914078	592000
Total as a % of Total Voting rights	16.57	11.46	10.85	3.48	2.61	1.69
No. Of Shares Underlying Outstanding convertible securities (X)						
No. of Shares Underlying Outstanding Warrants (Xi)						
No. Of Shares Underlying Outstanding convertible securities and No. Of Warrants (Xi) (a)						
Shareholding , as a % assuming full conversion of convertible securities (as a percentage of diluted share capital) (XI)= (VII)+(Xi)(a) As a % of (A+B+C2)	16.57	11.46	10.85	3.48	2.61	1.69
Number of Locked in shares (XII)						



No. (a)	3482900	1741450	1741450	0	0	0
As a % of total Shares held (b)	60.11	43.45	45.89	0	0	0
Number of Shares pledged or otherwise encumbered (XIII)						
No. (a)						
As a % of total Shares held (b)						
Number of equity shares held in dematerialized form (XIV)	5794454	4008345	3795229	1218634	914078	592000
Reason for not providing PAN						
Reason for not providing PAN						
Shareholder type	Promoter	Promoter	Promoter	Promoter Group	Promoter Group	Promoter Group




Individuals/Hindu undivided Family

Serial No.	
Name of the Shareholders (I)	Click here to go back
PAN (II)	Total
No. of fully paid up equity shares held (IV)	16322740
No. Of Partly paid-up equity shares held (V)	
No. Of shares underlying Depository Receipts (VI)	
Total nos. shares held (VII) = (IV)+ (V)+ (VI)	16322740
Shareholding as a % of total no. of shares (calculated as per SCRR, 1957) (VIII) As a % of (A+B+C2)	46.67
Number of Voting Rights held in each class of securities (IX)	
Class eg: X	16322740
Class eg: y	
Total	16322740
Total as a % of Total Voting rights	46.67
No. Of Shares Underlying Outstanding convertible securities (X)	
No. of Shares Underlying Outstanding Warrants (Xi)	
No. Of Shares Underlying Outstanding convertible securities and No. Of Warrants (Xi) (a)	
Shareholding , as a % assuming full conversion of convertible securities (as a percentage of diluted share capital) (XI)= (VII)+(Xi)(a) As a % of (A+B+C2)	46.67
Number of Locked in shares (XII)	




No. (a)	6965800
As a % of total Shares held (b)	42.68
Number of Shares pledged or otherwise encumbered (XIII)	
No. (a)	
As a % of total Shares held (b)	
Number of equity shares held in dematerialized form (XIV)	16322740
Reason for not providing PAN	
Reason for not providing PAN	
Shareholder type	



Mutual Funds				
Serial No.	1	2	3	
Name of the Shareholders (I)	Hdfc Trustee Company Ltd. A/C Hdfc Balanced Advantage Fund	Aditya Birla Sun Life Trustee Private Limited A/C Aditya Birla Sun Life Small Cap Fund	Sundaram Mutual Fund A/C Sundaram Emerging Small Cap - Series Ii	Click here to go back
PAN (II)	AAATH1809A	AAATB0102C	AAATS2554B	Total
No. of fully paid up equity shares held (IV)	2543978	1000000	497085	4041063
No. Of Partly paid-up equity shares held (V)				
No. Of shares underlying Depository Receipts (VI)				
Total nos. shares held (VII) = (IV)+ (V)+ (VI)	2543978	1000000	497085	4041063
Shareholding as a % of total no. of shares (calculated as per SCRR, 1957) (VIII) As a % of (A+B+C2)	7.27	2.86	1.42	11.55
Number of Voting Rights held in each class of securities (IX)				
Class eg: X	2543978	1000000	497085	4041063
Class eg:y				
Total	2543978	1000000	497085	4041063
Total as a % of Total Voting rights	7.27	2.86	1.42	11.55
No. Of Shares Underlying Outstanding convertible securities (X)				
No. of Shares Underlying Outstanding Warrants (Xi)				
No. Of Shares Underlying Outstanding convertible securities and No. Of Warrants (Xi) (a)				
Shareholding , as a % assuming full conversion of convertible securities (as a percentage of diluted share capital) (XI)= (VII)+(X) As a % of (A+B+C2)	7.27	2.86	1.42	11.55



Number of Locked in shares (XII)				
No. (a)				
As a % of total Shares held (b)				
Number of equity shares held in dematerialized form (XIV)	2543978	1000000	497085	4041063
Reason for not providing PAN				
Reason for not providing PAN				




Alternate Investment Funds

Serial No.	1	
Name of the Shareholders (I)	Volrado Venture Partners Fund II	Click here to go back
PAN (II)	AACTV2878F	Total
No. of fully paid up equity shares held (IV)	925124	925124
No. Of Partly paid-up equity shares held (V)		
No. Of shares underlying Depository Receipts (VI)		
Total nos. shares held (VII) = (IV)+ (V)+ (VI)	925124	925124
Shareholding as a % of total no. of shares (calculated as per SCRR, 1957) (VIII) As a % of (A+B+C2)	2.65	2.65
Number of Voting Rights held in each class of securities (IX)		
Class eg: X	925124	925124
Class eg: y		
Total	925124	925124
Total as a % of Total Voting rights	2.65	2.65
No. Of Shares Underlying Outstanding convertible securities (X)		
No. of Shares Underlying Outstanding Warrants (Xi)		
No. Of Shares Underlying Outstanding convertible securities and No. Of Warrants (Xi) (a)		
Shareholding , as a % assuming full conversion of convertible securities (as a percentage of diluted share capital) (XI)= (VII)+(X) As a % of (A+B+C2)	2.65	2.65
Number of Locked in shares (XII)		




No. (a)		
As a % of total Shares held (b)		
Number of equity shares held in dematerialized form (XIV)	925124	925124
Reason for not providing PAN		
Reason for not providing PAN		



Foreign Portfolio Investors			
Serial No.	1	2	
Name of the Shareholders (I)	Indus India Fund (Sv) Limited	Bnp Paribas Arbitrage	Click here to go back
PAN (II)	AAECI0209G	AAGFB5324G	Total
No. of fully paid up equity shares held (IV)	656543	399084	1055627
No. Of Partly paid-up equity shares held (V)			
No. Of shares underlying Depository Receipts (VI)			
Total nos. shares held (VII) = (IV)+(V)+ (VI)	656543	399084	1055627
Shareholding as a % of total no. of shares (calculated as per SCRR, 1957) (VIII) As a % of (A+B+C2)	1.88	1.14	3.02
Number of Voting Rights held in each class of securities (IX)			
Class eg: X	656543	399084	1055627
Class eg:y			
Total	656543	399084	1055627
Total as a % of Total Voting rights	1.88	1.14	3.02
No. Of Shares Underlying Outstanding convertible securities (X)			
No. of Shares Underlying Outstanding Warrants (Xi)			
No. Of Shares Underlying Outstanding convertible securities and No. Of Warrants (Xi) (a)			
Shareholding , as a % assuming full conversion of convertible securities (as a percentage of diluted share capital) (XI)= (VII)+(X) As a % of (A+B+C2)	1.88	1.14	3.02
Number of Locked in shares (XII)			



No. (a)			
As a % of total Shares held (b)			
Number of equity shares held in dematerialized form (XIV)	656543	399084	1055627
Reason for not providing PAN			
Reason for not providing PAN			



Any Other (specify)							
Serial No.	1	2	3	4	5	6	7
Category	HUF	Others	Others	Others	Non-Resident Indian (NRI)	Clearing Members	Bodies Corporate
Category / More than 1 percentage	Category	Category	More than 1 percentage of shareholding	More than 1 percentage of shareholding	Category	Category	Category
Name of the Shareholders (I)		Foreign Companies	Everstone Capital Partners li Llc	International Finance Corporation			
PAN (II)			AACCE4918N	ZZZZZ9999Z			
No. of the Shareholders (I)	3075	2	1	1	199	128	257
No. of fully paid up equity shares held (IV)	576628	6129013	3323229	2805784	68400	64034	1525055
No. Of Partly paid-up equity shares held (V)							
No. Of shares underlying Depository Receipts (VI)							
Total nos. shares held (VII) = (IV)+ (V)+ (VI)	576628	6129013	3323229	2805784	68400	64034	1525055
Shareholding as a % of total no. of shares (calculated as per SCRR, 1957) (VIII) As a % of (A+B+C2)	1.65	17.52	9.5	8.02	0.2	0.18	4.36
Number of Voting Rights held in each class of securities (IX)							
Class eg: X	576628	6129013	3323229	2805784	68400	64034	1525055
Class eg:y							
Total	576628	6129013	3323229	2805784	68400	64034	1525055
Total as a % of Total Voting rights	1.65	17.52	9.5	8.02	0.2	0.18	4.36
No. Of Shares Underlying Outstanding convertible securities (X)							
No. of Shares Underlying Outstanding Warrants (Xi)							
No. Of Shares Underlying Outstanding convertible securities and No. Of Warrants (Xi) (a)							
Shareholding , as a % assuming full conversion of convertible							




securities (as a percentage of diluted share capital) (XI)= (VII)+(X) As a % of (A+B+C2)	1.65	17.52	9.5	8.02	0.2	0.18	4.36
Number of Locked in shares (XII)							
No. (a)							
As a % of total Shares held (b)							
Number of equity shares held in dematerialized form (XIV)	576628	6129013	3323229	2805784	68400	64034	1525055
Reason for not providing PAN							
Reason for not providing PAN				Textual Information(1)			



Any Other (specify)		
Serial No.	8	
Category	Bodies Corporate	
Category / More than 1 percentage	More than 1 percentage of shareholding	
Name of the Shareholders (I)	Blue Daimond Properties Pvt Ltd	Click here to go back
PAN (II)	AACCB8052A	Total
No. of the Shareholders (I)	1	3661
No. of fully paid up equity shares held (IV)	500326	8363130
No. Of Partly paid-up equity shares held (V)		
No. Of shares underlying Depository Receipts (VI)		
Total nos. shares held (VII) = (IV)+ (V)+ (VI)	500326	8363130
Shareholding as a % of total no. of shares (calculated as per SCRR, 1957) (VIII) As a % of (A+B+C2)	1.43	23.91
Number of Voting Rights held in each class of securities (IX)		
Class eg: X	500326	8363130
Class eg:y		
Total	500326	8363130
Total as a % of Total Voting rights	1.43	23.91
No. Of Shares Underlying Outstanding convertible securities (X)		
No. of Shares Underlying Outstanding Warrants (Xi)		
No. Of Shares Underlying Outstanding convertible securities and No. Of Warrants (Xi) (a)		
Shareholding , as a % assuming full conversion of convertible securities (as a		



percentage of diluted share capital) (XI)= (VII)+(X) As a % of (A+B+C2)	1.43	23.91
Number of Locked in shares (XII)		
No. (a)		
As a % of total Shares held (b)		
Number of equity shares held in dematerialized form (XIV)	500326	8363130
Reason for not providing PAN		
Reason for not providing PAN		



Text Block

Textual Information(1)

As International Finance Corporation is a Foreign Company, it does not have any PAN.

