

निवेशकों ने मुनाफा काटा, गोल्ड ईटीएफ से 31 करोड़ निकाले

नई दिल्ली, 12 नवंबर (भासा)।

निवेशकों ने अक्टूबर में गोल्ड एक्सचेंज ट्रेडेड फंड (ईटीएफ) से लाभ कानने के उद्देश्य से 31 करोड़ रुपय निकाले। इससे विदेशी मुद्रा निवेशकों ने नए लाभाने के

सुरक्षित विकल्प समझे जाने वाली ईटीएफ यूनिटों में 200 करोड़ रुपय खाले थे। अक्टूबर में निवेशकों ने मुनाफा कानने के लिए गोल्ड ईटीएफ से नए को निकाली थी। वितरण में गोल्ड ईटीएफ में 44.11 करोड़ रुपय और अगस्त में 145.29 करोड़ रुपय का मुद्रा निवेश हुआ था।

बैंगलूर, 12 नवंबर (भासा)।

सूचना प्रौद्योगिकी क्षेत्र की कंपनी आर्कोटेक लिमिटेड ने गिरीत नया आर। है। अब एक और गोपनीय प्र सानने आया है जिसमें कंपनी के मुख्य कार्यकारी अधिकारी (सीओओ) रजित पांख के हिसाल गडबड़ी का आरोप लगाया है। गिरीत मंडल से उनके हिसाल कार्यालय की माग हो गई है।

अभी कुछ साक्षात्कार कंपनी के अंदर के ही कार्यकारी के एक समूह ने इंपीरिस के शीर्ष अधिकारियों के हिसाल अनुचित व्यवहार का आरोप लगाया था जिसकी जांच चल रही है। इसमें कहा गया था कि वे अधिकारी कंपनी की अत्यधिक वित्तीय प्रभाव प्रभावित के लिए खर्चों को कम करके हिसाल

के अतिरिक्त कार्य में लित है। तारा मालने में 'वित्तव्यवहार' ने खुद को कंपनी के वित्त विभाग का कार्यकारी बताया है। इस प्र में कहा गया है कि वह यह सिकायत 'सर्वसम्मति' से कर रहा है। पहचान नहीं बताने के बारे में प्र में कहा गया है कि वह मायाला काफी 'विस्फोटक' है और उसे आसानी के हिसाल खुलने पर उसके हिसाल 'प्रतिशोध' की कार्याय की जा सकती है।

इसमें कहा गया है, 'मैं आपका ध्यान कुछ उन दृश्यों को और हिसाल चाहता हूँ जिससे मेरी कंपनी में नैतिकता को प्रणाली कमजोर प्र रही है। कंपनी का कार्यकारी और शेरधारक होने के ताले मुझे लगता है कि यह मेरा कर्तव्य है कि कंपनी के

आपका ध्यान आकर्षित किया जा सके। मुझे उम्मीद है कि आप इंपीरिस की सही पहचान से अपने दायित्वों का निवारण करेंगे और इंपीरिस की तथा शेरधारकों के प्र में कर्मक उठाएंगे।' कंपनी के कार्यकारी और शेरधारकों में आंशिक लेनार कानी भ्रम है। प्र में कहा गया है कि आंशिक लेनार कानी हिसाल के ताले यह कंपनी के प्र सौंदर्य को खोज के लिए अनुचित की गयी कंपनी ने साफ कहा था कि यह प्र बैंगलूर के लित होगा। पांख को कंपनी में आए एक साल आठ महीने हो गए हैं, लेकिन अब भी वह मुद्राई से काफालक कर रहे हैं।

नए सौंदर्य को गाम छोड़ने और उसका चरण काले सारथ को शरीर छोड़ दे भी यह उसका सारक उल्लंघन है। यह सिकायत कंपनी के चेरधारक, इंपीरिस के निदेशक मंडल के स्वतंत्र निदेशकों और निमित्तक प्र वलन समिति को संसंधित किया गया है। सिकायत में कहा गया है- कंपनी के निदेशक

Table with columns: Particulars, Standalone (Quarter ended, Half Year ended, Year ended), Consolidated (Quarterly, Half Year ended, Year ended). Includes financial data for Capital India.

Table with columns: Particulars, Quarter ended, Half Year ended, Year ended. Includes financial data for Arcotech Limited.

Table with columns: Particulars, Quarter ended, Half Year ended, Year ended. Includes financial data for Jeevas Finance.

S CHAND AND COMPANY LIMITED. Registered Office: A-27, 2nd Floor, Mohan Co-operative Industrial Estate, New Delhi-110044, India. Extracts of the Consolidated and Standalone Financial Results for the quarter and half year ended September 30, 2019.

दुर्गा इन्व्हेस्टमेंट्स लिमिटेड. Registered Office: 207, 2nd Floor, Anand Vihar, Delhi-110055, India. Extracts of the Consolidated and Standalone Financial Results for the quarter and half year ended September 30, 2019.

Table with columns: Particulars, Quarter ended, Half Year ended, Year ended. Includes financial data for various companies.

PATBANK BUSINESS LIMITED. Registered Office: Shop No. 325, Post Bag No. 3, Agarwal Plaza, GDA Community Centre, Sector 14, Rehn, New Delhi-110085, India. Extracts of the Standalone Unaudited Financial Results for the Quarter and Half Year Ended 30th September, 2019.

LUMAX INDUSTRIES LIMITED. Registered Office: 2nd Floor, Hubans Bhawan, C Commercial Complex, Nangal Royn, New Delhi: 110045, India. EXTRACT OF CONSOLIDATED UNAUDITED RESULTS FOR THE QUARTER AND SIX MONTHS ENDED 30TH SEPTEMBER 2019.

Table with columns: Particulars, Quarter ended, Half Year ended, Year ended. Includes financial data for various companies.

# Adani Ent plans ₹26k-cr capex over 5 yrs, mainly for airports

FE BUREAU  
Mumbai, November 12

ADANI ENTERPRISES (AEL), the parent company of the Adani Group's airports business, plans to spend ₹26,000 crore in capital expenditure over the next five years, most of which will go towards expansion of its airports business.

AEL reported a consolidated net loss of ₹10.06 crore for the quarter ended September 2019, compared with a net profit of ₹79.6 crore in the same period last year. This was primarily on account of an exceptional write-off of ₹129.73 crore due to the commercial unviability of one of the projects of AEL's oil and natural gas exploration subsidiary.

Jugeshinder Singh, chief financial officer, AEL told reporters "Our total capex commitment over the next five years in this business is in the order of about ₹26,000 crore... Maximum (of this amount) is for the new capex in airports only."

**AEL reported a consolidated net loss of ₹10.06 crore for the quarter ended September**

However, Singh said the company was hoping to finalise a funding plan by March 2020. Singh on Tuesday said that the company will have a clearer picture on funding of the capex for airport business once the concession agreements with Airports Authority of India (AAI) are finalised.

"We are obliged to spend approximately ₹7,000 crore in the airport capex, plus there is the upfront payment to AAI... The concession agreements are still being signed, but we expect the (revenue sharing) arrangement (with AAI) to be 60:40, 65:35, 70:30, that will depend on the business case that each airport develops. So, we will have better clarity probably around

March," he said. Consolidated operating income of AEL for the September quarter came in marginally lower on a y-o-y basis, at ₹4.47 crore. Operating margin, which was up 35 basis points y-o-y, stood at 6.38%. Revenue from operations on a consolidated level declined 7.5% y-o-y to ₹8,464.19 crore, while total expenditure stood at ₹8,571.75 crore, down 7.5% y-o-y. Adani Enterprises currently has a debt of ₹10,580 crore on its books, of which the term debt is around ₹5,300 crore, Singh said.

On the issue of acquisition of Bidvest's 13.5% stake in Mumbai airport, Singh said, "We will review our stand post the conclusion of the arbitration process that is underway... we will formulate a strategy based on that (arbitration proceedings and high court's stand)." The group has been trying since March to acquire stake in Mumbai International Airport (MIAL).



# S CHAND AND COMPANY LIMITED

Registered Office: A-27, 2nd Floor, Mohan Co-operative Industrial Estate, New Delhi-110044, India  
Email: investors@schandgroup.com Website: www.schandgroup.com Phone: +91 11 49731800 Fax: +91 11 49731800 L22219D/19/PLC06500

## Extracts of the Consolidated and Standalone Financial Results for the quarter and half year ended September 30, 2019

No.	Particulars	Standalone						Consolidated					
		Quarter ended		Half Year ended		Year ended		Quarterly		Half Year ended		Year ended	
		Sep 30-19	Sep 30-18	Sep 30-19	Sep 30-18	Mar 31-19	Mar 31-18	Sep 30-19	Sep 30-18	Sep 30-19	Sep 30-18	Mar 31-19	Mar 31-18
1	Total Income from Operations	139.14	171.50	379.68	406.74	2,176.60	2,176.60	275.87	123.27	912.46	724.49	5,336.43	5,336.43
2	Profit/(Loss) before exceptional items and tax	(283.98)	(282.73)	(426.13)	(492.01)	(276.32)	(808.37)	(874.64)	(1,259.92)	(1,476.51)	(716.13)	(716.13)	
3	Profit/(Loss) before tax	(283.98)	(282.73)	(426.13)	(492.01)	(501.86)	(608.37)	(874.64)	(1,259.92)	(1,534.64)	(952.52)	(952.52)	
4	Profit/(Loss) for the period year (after tax)	(203.71)	(179.56)	(340.81)	(329.29)	(310.24)	(602.67)	(570.94)	(981.05)	(1,069.37)	(669.26)	(669.26)	
5	Total comprehensive income for the period/year (comprising profit/(loss) and other comprehensive income for the period/year)	(199.62)	(178.03)	(342.28)	(318.30)	(310.90)	(596.26)	(564.55)	(981.05)	(1,069.37)	(669.26)	(669.26)	
6	Equity Share Capital	174.88	174.88	174.88	174.88	174.88	174.88	174.88	174.88	174.88	174.88	174.88	
7	Reserves and surplus (excluding Revaluation Reserves) of the previous year	N/A	N/A	N/A	N/A	8,053.30	N/A	N/A	N/A	N/A	9,729.02	9,729.02	
8	Earnings/(Loss) per share (in ₹)												
	- Basic	(5.82)	(5.13)	(9.74)	(9.15)	(8.87)	(17.24)	(16.32)	(28.05)	(30.57)	(18.13)	(18.13)	
	- Diluted	(5.82)	(5.13)	(9.74)	(9.15)	(8.87)	(17.24)	(16.32)	(28.05)	(30.57)	(18.13)	(18.13)	

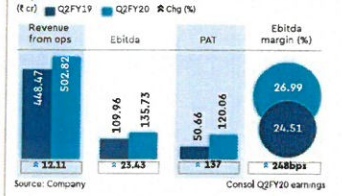
**Notes:**  
1. The above is an extract of detailed format of Quarterly and Half Yearly Financial Results filed with the Stock Exchanges under Regulation 33 of the SEBI (Listing Obligations and Disclosure Requirements) Regulations, 2015. The full format of the Quarterly and Half Yearly Financial Results are available on the company's website www.schandgroup.com and on the website of BSE Limited (www.bseindia.com) and The National Stock Exchange of India Ltd. (www.nseindia.com)  
2. The unaudited standalone and consolidated financial results for the quarter and half year ended September 30, 2019 were reviewed by the Audit Committee and have been approved and taken on record by the Board of Directors at its meeting held on November 12, 2019.

Date: November 12, 2019  
Place: New Delhi

For and on behalf of the Board of Directors  
S Chand And Company Limited  
Hitesh Oberoi  
Managing Director  
DIN: 00054915

# Adani Gas reports 137% y-o-y rise in Q2 net

Report card



FE BUREAU  
Mumbai, November 12

CHANGES IN TAX laws and better margins helped Adani Gas (AGL), the city gas distribution arm of Adani Group report a 137% y-o-y increase in net profit for the September quarter. Parag Parikh, CFO of Adani Gas, said on a media call that the net profit of ₹120 crore had been helped by the reversal of a deferred tax provision of ₹11.63 crore. The effective tax rate has come down to 25.17% from 34.94% earlier.

The operating margins for the September quarter rose 248 basis points from 26.99% to higher realisation. Ebitda for the quarter was up 23.43% y-o-y to ₹135.73 crore on the back of higher volume growth in the both the com-

pressed natural gas (CNG) and piped natural gas (PNG) distribution businesses. The overall sales volume in the September quarter was up 7% to 146 million metric standard cubic meter (mmscm) against 136 mmscm a year ago on the back of volume growth in both CNG and PNG distribution, the company said. The CNG volume was up 9% y-o-y to 75 mmscm while the PNG volume was up 6% during the quarter.

In the September quarter, Adani Gas connected over 12,500 homes under the piped natural gas network taking their total connections to 400,000. The gas distributor's, total commercial and industrial connections rose to 4,145 as of September end, where 3,554 connections were added in Q2FY20 alone.



# METROPOLIS HEALTHCARE LIMITED

Registered Office: 250-D, Udyog Bhavan, Hind Cycle Marg, Mumbai- 400 030. | CIN: U73100MH2000PLC192798



## Extract of Standalone and Consolidated Unaudited Financial Results For the quarter and half year ended September 30, 2019 (Regulation 47(1)(b) of SEBI (LODR) Regulations, 2015)

Particulars	STANDALONE						CONSOLIDATED					
	For the Quarter Ended		Six months ended		Year Ended		For the Quarter Ended		Six months ended		Year Ended	
	September 30, 2019	June 30, 2019	September 30, 2018	September 30, 2019	September 30, 2018	March 31, 2019	September 30, 2019	June 30, 2019	September 30, 2018	September 30, 2018	March 31, 2019	March 31, 2018
Total Income from Operations	17,326.75	15,778.85	15,262.53	33,105.40	28,740.52	60,173.13	22,524.82	20,484.30	18,817.91	42,989.73	37,561.47	76,930.50
Net Profit/(Loss) for the period before exceptional items, share of profit for equity accounted investees and tax	3,809.44	3,383.37	3,393.32	7,192.81	6,377.82	14,918.93	5,339.70	4,653.40	4,801.88	9,963.10	6,971.51	18,796.20
Exceptional Items	-	686.48	-	686.48	-	-	-	686.48	-	686.48	-	-
Net Profit/(Loss) for the period before share of profit for equity accounted investees and tax	3,809.44	2,696.89	3,393.32	6,506.33	6,377.82	14,918.93	5,339.70	3,966.92	4,801.88	9,963.10	8,971.51	18,796.20
Share of (loss) for equity accounted investees (net of tax)	-	-	-	-	-	-	-19.06	-32.92	-30.44	-61.98	-60.06	-143.02
Net Profit/(Loss) for the period before tax	3,809.44	2,696.89	3,393.32	6,506.33	6,377.82	14,918.93	5,320.64	3,934.00	4,762.44	9,254.64	8,911.43	18,655.18
Net Profit/(Loss) for the period after tax	3,167.72	1,831.97	2,004.50	4,999.69	3,915.82	10,145.70	4,313.63	2,691.46	3,001.01	7,004.49	5,744.96	12,361.28
Total Comprehensive Income/(Loss) for the period	3,051.66	1,830.43	1,902.80	4,891.09	3,834.22	10,179.13	4,118.22	2,713.47	2,981.05	6,831.60	5,757.76	12,900.56
Equity Share Capital	1,003.57	1,003.57	1,003.57	1,003.57	1,003.57	1,003.57	1,003.57	1,003.57	1,003.57	1,003.57	1,003.57	1,003.57
Other Equity	-	-	-	-	-	-	-	-	-	-	-	-
Earnings Per Share (before and after Extraordinary Items)												
- Basic (Rs. per share) (not annualised)	6.31	3.65	4.03	9.96	7.88	20.32	8.57	5.34	6.14	13.9	10.96	24.06
- Diluted (Rs. per share) (not annualised)	6.30	3.64	4.01	9.94	7.83	20.28	8.55	5.33	6.1	13.87	10.86	24.02

**Notes:**  
1. The above said Unaudited consolidated and standalone financial results were reviewed by the Audit Committee and approved by the Board of Directors at their meeting held on November 11, 2019.  
2. The above is an extract of the detailed format of the Unaudited Consolidated Financial Results and Unaudited Standalone Financial Results for the quarter and half year ended September 30, 2019 filed with the Stock Exchanges under Regulation 33 of the SEBI (Listing Obligations and Disclosure Requirements) Regulations, 2015. The full format of the Financial Results for the quarter and half year ended September 30, 2019 is available on the website of the Stock Exchanges www.nseindia.com and www.bseindia.com and on the Company's website www.metropolisindia.com.

Place: Mumbai  
Date: November 11, 2019

For Metropolis Healthcare Limited  
Amara Shah  
Managing Director  
DIN: 00288005



# INFO EDGE (INDIA) LIMITED

Regd. Office: Ground Floor, GF-12A, 94, Meghdoot Building, Nehru Place, New Delhi - 110019  
CIN: L74899DL1995PLC068021, Tel no.: 0120-3082000, Fax: 0120-3082095, Website: www.infoedge.in, Email: investors@naukri.com

## STATEMENT OF STANDALONE AND CONSOLIDATED UNAUDITED FINANCIAL RESULTS FOR THE QUARTER AND HALF YEAR ENDED SEPTEMBER 30, 2019

Particulars	Results on Standalone Basis							Results on Consolidated Basis						
	3 months ended 30/09/2019	Preceding 3 months ended 31/06/2019	Corresponding 3 months ended in the previous year 30/09/2018	6 months ended 30/09/2019	6 months ended 30/09/2018	Previous year ended 31/03/2019	3 months ended 30/09/2019	Preceding 3 months ended 30/06/2019	Corresponding 3 months ended in the previous year 30/09/2018	6 months ended 30/09/2019	6 months ended 30/09/2018	Previous year ended 31/03/2019		
	(Unaudited)	(Unaudited)	(Unaudited)	(Unaudited)	(Unaudited)	(Audited)	(Unaudited)	(Unaudited)	(Unaudited)	(Unaudited)	(Unaudited)	(Audited)		
1. Total Income from operations (net)	3,166.11	3,127.72	2,650.11	6,293.83	5,245.43	10,982.56	3,295.39	3,197.37	2,800.07	6,492.76	5,570.91	11,509.32		
2. Net profit for the period (before tax and exceptional items)	1,107.47	1,138.63	1,047.69	2,246.10	2,073.39	4,320.30	(854.73)	(1,470.65)	(469.70)	(2,325.38)	(455.49)	999.02		
3. Net profit for the period before tax (after: exceptional items)	358.21	1,057.02	1,047.69	1,415.23	1,913.73	3,986.22	(839.28)	(1,501.16)	(124.07)	(2,340.44)	(109.86)	7,164.82		
4. Net Profit for the period after tax	92.56	667.44	780.88	760.00	1,410.86	2,817.03	(1,118.13)	(1,909.15)	(407.33)	(3,027.28)	(630.81)	5,922.02		
5. Total Comprehensive income for the period (comprising profit for the period (after tax) and other comprehensive income (after tax))	83.67	665.73	785.14	749.40	1,409.01	2,794.75	(1,104.40)	(1,921.07)	(388.50)	(3,025.47)	(610.00)	5,891.36		
6. Equity Share Capital	1,223.16	1,223.16	1,219.16	1,223.16	1,219.16	1,221.16	1,223.16	1,223.16	1,219.16	1,223.16	1,219.16	1,221.16		
7. Reserve (excluding Revaluation Reserve) as shown in the Audited Balance sheet of the previous year	-	-	-	-	-	22,018.98	-	-	-	-	-	24,205.82		
Earning per share (of ₹ 10 each) (not annualised)														
(a) Basic	0.76	5.48	6.41	6.23	11.58	23.12	(8.95)	(15.39)	(3.07)	(24.32)	(4.60)	49.53		
(b) Diluted	0.75	5.43	6.36	6.18	11.50	22.93	(8.89)	(15.26)	(3.05)	(24.16)	(4.57)	49.14		

**Note:**  
1. The above is an extract of the detailed format of Quarterly financial results filed with the Stock Exchanges under Regulation 33 of the SEBI (Listing Obligations and Disclosure Requirements) Regulations, 2015 as modified by circular no. CIR/CFD/FAC/62/2016 dated July 05, 2016. The full format of the Quarterly financial results are available on the Stock Exchange websites (www.nseindia.com and www.bseindia.com) and on the company's website (www.infoedge.in).  
2. The above results have been prepared in accordance with the Indian Accounting Standards (Ind AS) as prescribed under Section 133 of the Companies Act, 2013 read with Rule 3 of Companies (Indian Accounting Standards) Rules, 2015 and Companies (Indian Accounting Standards) Amendment Rules, 2016.

Place: Noida  
Date: August 13, 2019

Hitesh Oberoi  
Managing Director