


General information about company

Scrip code	540497
NSE Symbol	SCHAND
MSEI Symbol	NOTLISTED
ISIN	INE807K01035
Name of the company	S CHAND AND COMPANY LIMITED
Whether company is SME	No
Class of Security	Equity Shares
Type of report	Quarterly
Quarter Ended / Half year ended/Date of Report (For Prelisting / Allotment)	30-06-2023
Date of allotment / extinguishment (in case Capital Restructuring selected) / Listing Date	
Shareholding pattern filed under	Regulation 31 (1) (b)
Whether the listed entity is Public Sector Undertaking (PSU)?	No



Declaration					
Sr. No.	Particular	Yes/No	Promoter and Promoter Group	Public shareholder	Non Promoter- Non Public
1	Whether the Listed Entity has issued any partly paid up shares?	No	No	No	No
2	Whether the Listed Entity has issued any Convertible Securities ?	No	No	No	No
3	Whether the Listed Entity has issued any Warrants ?	No	No	No	No
4	Whether the Listed Entity has any shares against which depository receipts are issued?	No	No	No	No
5	Whether the Listed Entity has any shares in locked-in?	No	No	No	No
6	Whether any shares held by promoters are pledge or otherwise encumbered?	No	No		
7	Whether company has equity shares with differential voting rights?	No	No	No	No
8	Whether the listed entity has any significant beneficial owner?	No			




Table VI - Statement showing foreign ownership limits

Particular	Approved limits (%)	Limits utilized (%)
As on shareholding date	100	9.89
As on the end of previous 1st quarter	100	9.27
As on the end of previous 2nd quarter	100	8.97
As on the end of previous 3rd quarter	100	9.57
As on the end of previous 4th quarter	100	




Table I - Summary Statement holding of specified securities

Category (I)	Category of shareholder (II)	Nos. Of shareholders (III)	No. of fully paid up equity shares held (IV)	No. Of Partly paid-up equity shares held (V)	No. Of shares underlying Depository Receipts (VI)	Total nos. shares held (VII) = (IV)+ (V)+ (VI)	Shareholding as a % of total no. of shares (calculated as per SCRR, 1957) (VIII) As a % of (A+B+C2)	Number of Voting Rights held in each class of securities (IX)			
								No of Voting (XIV) Rights			Total as a % of (A+B+C)
								Class eg: X	Class eg:y	Total	
(A)	Promoter & Promoter Group	6	16573932			16573932	47.06	16573932		16573932	47.06
(B)	Public	44856	18643404			18643404	52.94	18643404		18643404	52.94
(C)	Non Promoter-Non Public										
(C1)	Shares underlying DRs										
(C2)	Shares held by Employee Trusts										
	Total	44862	35217336			35217336	100	35217336		35217336	100




Table I - Summary Statement holding of specified securities

Category (I)	Category of shareholder (II)	No. Of Shares Underlying Outstanding convertible securities (X)	No. of Shares Underlying Outstanding Warrants (Xi)	No. Of Shares Underlying Outstanding convertible securities and No. Of Warrants (Xi) (a)	Shareholding , as a % assuming full conversion of convertible securities (as a percentage of diluted share capital) (XI)= (VII)+(X) As a % of (A+B+C2)	Number of Locked in shares (XII)		Number of Shares pledged or otherwise encumbered (XIII)		Number of equity shares held in dematerialized form (XIV)	Sub-categorization of shares		
						No. (a)	As a % of total Shares held (b)	No. (a)	As a % of total Shares held (b)		Sub-category (i)	Sub-category (ii)	Sub-category (iii)
(A)	Promoter & Promoter Group				47.06					16573932			
(B)	Public				52.94					18643404	0	0	0
(C)	Non Promoter-Non Public												
(C1)	Shares underlying DRs												
(C2)	Shares held by Employee Trusts												
	Total				100					35217336	0		0

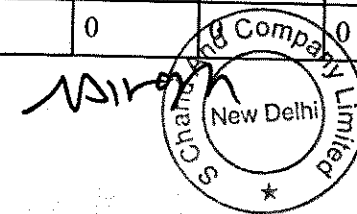


Table II - Statement showing shareholding pattern of the Promoter and Promoter Group

Sr.	Category & Name of the Shareholders (I)	Nos. Of shareholders (III)	No. of fully paid up equity shares held (IV)	No. Of Partly paid-up equity shares held (V)	No. Of shares underlying Depository Receipts (VI)	Total nos. shares held (VII) = (IV)+(V)+(VI)	Shareholding as a % of total no. of shares (calculated as per SCRR, 1957) (VIII) As a % of (A+B+C2)	Number of Voting Rights held in each class of securities (IX)			
								No of Voting (XIV) Rights			Total as a % of Total Voting rights
								Class eg: X	Class eg:y	Total	
A	Table II - Statement showing shareholding pattern of the Promoter and Promoter Group										
(1)	Indian										
(a)	Individuals/Hindu undivided Family	6	16573932			16573932	47.06	16573932		16573932	47.06
Sub-Total (A)(1)		6	16573932			16573932	47.06	16573932		16573932	47.06
(2)	Foreign										
Total Shareholding of Promoter and Promoter Group (A)=(A)(1)+(A)(2)		6	16573932			16573932	47.06	16573932		16573932	47.06
B	Table III - Statement showing shareholding pattern of the Public shareholder										
(1)	Institutions (Domestic)										
(c)	Alternate Investment Funds	2	1307100			1307100	3.71	1307100		1307100	3.71
Sub-Total (B)(1)		2	1307100			1307100	3.71	1307100		1307100	3.71
(2)	Institutions (Foreign)										
(d)	Foreign Portfolio Investors Category I	4	342810			342810	0.97	342810		342810	0.97
(e)	Foreign Portfolio Investors Category II	1	147504			147504	0.42	147504		147504	0.42

Chand And Company
New Delhi

Sub-Total (B)(2)		5	490314			490314	1.39	490314		490314	1.39
(3)	Central Government / State Government(s)										
(4)	Non-institutions										
(c)	Key Managerial Personnel	2	97040			97040	0.28	97040		97040	0.28
(g)	Resident Individuals holding nominal share capital up to Rs. 2 lakhs	42154	7539779			7539779	21.41	7539779		7539779	21.41
(h)	Resident Individuals holding nominal share capital in excess of Rs. 2 lakhs	24	3683433			3683433	10.46	3683433		3683433	10.46
(i)	Non Resident Indians (NRIs)	198	179168			179168	0.51	179168		179168	0.51
(k)	Foreign Companies	1	2805784			2805784	7.97	2805784		2805784	7.97
(l)	Bodies Corporate	155	1840146			1840146	5.23	1840146		1840146	5.23
(m)	Any Other (specify)	2315	700640			700640	1.99	700640		700640	1.99
Sub-Total (B)(4)		44849	16845990			16845990	47.83	16845990		16845990	47.83
Total Public Shareholding (B)=(B)(1)+(B)(2)+(B)(3)+(B)(4)		44856	18643404			18643404	52.94	18643404		18643404	52.94
C	Table IV - Statement showing shareholding pattern of the Non Promoter- Non Public shareholder										
Total (A+B+C2)		44862	35217336			35217336	100	35217336		35217336	100
Total (A+B+C)		44862	35217336			35217336	100	35217336		35217336	100






Table II - Statement showing shareholding pattern of the Promoter and Promoter Group												
Sr.	No. Of Shares Underlying Outstanding convertible securities (X)	No. of Shares Underlying Outstanding Warrants (Xi)	No. Of Shares Underlying Outstanding convertible securities and No. Of Warrants (Xi) (a)	Shareholding , as a % assuming full conversion of convertible securities (as a percentage of diluted share capital) (XI)= (VII)+(X) As a % of (A+B+C2)	Number of Locked in shares (XII)		Number of Shares pledged or otherwise encumbered (XIII)		Number of equity shares held in dematerialized form (XIV)	Sub-categorization of shares		
					No. (a)	As a % of total Shares held (b)	No. (a)	As a % of total Shares held (b)		Sub-category (i)	Sub-category (ii)	Sub-category (iii)
A	Table II - Statement showing shareholding pattern of the Promoter and Promoter Group											
(1)	Indian											
(a)				47.06					16573932			
Sub-Total (A) (1)				47.06					16573932			
(2)	Foreign											
Total Shareholding of Promoter and Promoter Group (A)=(A) (1)+(A)(2)				47.06					16573932			
B	Table III - Statement showing shareholding pattern of the Public shareholder											
(1)	Institutions (Domestic)											
(c)				3.71					1307100	0	0	0
Sub-Total (B) (1)				3.71					1307100	0	0	0




(2)	Institutions (Foreign)											
(d)				0.97					342810	0	0	0
(e)				0.42					147504	0	0	0
Sub-Total (B) (2)				1.39					490314	0	0	0
(3)	Central Government / State Government(s)											
(4)	Non-institutions											
(c)				0.28					97040	0	0	0
(g)				21.41					7539779	0	0	0
(h)				10.46					3683433	0	0	0
(i)				0.51					179168	0	0	0
(k)				7.97					2805784	0	0	0
(l)				5.23					1840146	0	0	0
(m)				1.99					700640	0	0	0
Sub-Total (B) (4)				47.83					16845990	0	0	0
Total Public Shareholding (B)=(B)(1)+ (B)(2)+(B)(3)+ (B)(4)				52.94					18643404	0	0	0
C	Table IV - Statement showing shareholding pattern of the Non Promoter- Non Public shareholder											
Total (A+B+C2)				100					35217336			
Total (A+B+C)				100					35217336			



Individuals/Hindu undivided Family


Searial No.	1	2	3	4	5	6
Name of the Shareholders (I)	Himanshu Gupta	Neerja Jhunjhnuwala	Dinesh Kumar Jhunjhnuwala	Savita Gupta	Ankita Gupta	Gaurav Kumar Jhunjhnuwala
PAN (II)	AERPG5035N	AFQPG8374N	AHLPJ4299E	AAPPG0819E	ABAPB6957A	AGDPJ7378M
No. of fully paid up equity shares held (IV)	5994038	4008345	3846854	1218617	914078	592000
No. Of Partly paid-up equity shares held (V)						
No. Of shares underlying Depository Receipts (VI)						
Total nos. shares held (VII) = (IV)+ (V)+ (VI)	5994038	4008345	3846854	1218617	914078	592000
Shareholding as a % of total no. of shares (calculated as per SCRR, 1957) (VIII) As a % of (A+B+C2)	17.02	11.38	10.92	3.46	2.6	1.68
Number of Voting Rights held in each class of securities (IX)						
Class eg:X	5994038	4008345	3846854	1218617	914078	592000
Class eg:y						
Total	5994038	4008345	3846854	1218617	914078	592000
Total as a % of Total Voting rights	17.02	11.38	10.92	3.46	2.6	1.68



No. Of Shares Underlying Outstanding convertible securities (X)						
No. of Shares Underlying Outstanding Warrants (Xi)						
No. Of Shares Underlying Outstanding convertible securities and No. Of Warrants (Xi) (a)						
Shareholding , as a % assuming full conversion of convertible securities (as a percentage of diluted share capital) (XI)= (VII)+(Xi)(a) As a % of (A+B+C2)	17.02	11.38	10.92	3.46	2.6	1.68
Number of Locked in shares (XII)						
No. (a)						
As a % of total Shares held (b)						
Number of Shares pledged or otherwise encumbered (XIII)						
No. (a)						
As a % of total Shares held (b)						
Number of equity shares held in	5994038	4008345	3846854	1218617	914078	592000




dematerialized form (XIV)						
Reason for not providing PAN						
Reason for not providing PAN						
Shareholder type	Promoter	Promoter	Promoter	Promoter Group	Promoter Group	Promoter Group




Individuals/Hindu undivided Family


Searial No.	
Name of the Shareholders (I)	Click here to go back
PAN (II)	Total
No. of fully paid up equity shares held (IV)	16573932
No. Of Partly paid-up equity shares held (V)	
No. Of shares underlying Depository Receipts (VI)	
Total nos. shares held (VII) = (IV)+ (V)+ (VI)	16573932
Shareholding as a % of total no. of shares (calculated as per SCRR, 1957) (VIII) As a % of (A+B+C2)	47.06
Number of Voting Rights held in each class of securities (IX)	
Class eg:X	16573932
Class eg:y	
Total	16573932
Total as a % of Total Voting rights	47.06



No. Of Shares Underlying Outstanding convertible securities (X)	
No. of Shares Underlying Outstanding Warrants (Xi)	
No. Of Shares Underlying Outstanding convertible securities and No. Of Warrants (Xi) (a)	
Shareholding , as a % assuming full conversion of convertible securities (as a percentage of diluted share capital) (XI)= (VII)+(Xi)(a) As a % of (A+B+C2)	47.06
Number of Locked in shares (XII)	
No. (a)	
As a % of total Shares held (b)	
Number of Shares pledged or otherwise encumbered (XIII)	
No. (a)	
As a % of total Shares held (b)	
Number of equity shares held in	16573932




dematerialized form (XIV)	
Reason for not providing PAN	
Reason for not providing PAN	
Shareholder type	




Alternate Investment Funds


Serial No.	1	2	
Name of the Shareholders (I)	Trustline Deep Alpha Aif	Volrado Venture Partners Fund Ii	Click here to go back
PAN (II)	AADTT3311N	AACTV2878F	Total
No. of fully paid up equity shares held (IV)	825600	481500	1307100
No. Of Partly paid-up equity shares held (V)			
No. Of shares underlying Depository Receipts (VI)			
Total nos. shares held (VII) = (IV)+ (V)+ (VI)	825600	481500	1307100
Shareholding as a % of total no. of shares (calculated as per SCRR, 1957) (VIII) As a % of (A+B+C2)	2.34	1.37	3.71
Number of Voting Rights held in each class of securities (IX)			
Class eg: X	825600	481500	1307100
Class eg:y			
Total	825600	481500	1307100
Total as a % of Total Voting rights	2.34	1.37	



No. Of Shares Underlying Outstanding convertible securities (X)			
No. of Shares Underlying Outstanding Warrants (Xi)			
No. Of Shares Underlying Outstanding convertible securities and No. Of Warrants (Xi) (a)			
Shareholding , as a % assuming full conversion of convertible securities (as a percentage of diluted share capital) (XI)= (VII)+(X) As a % of (A+B+C2)	2.34	1.37	3.71
Number of Locked in shares (XII)			
No. (a)			
As a % of total Shares held (b)			
Number of equity shares held in dematerialized form (XIV)	825600	481500	1307100
Reason for not providing PAN			
Reason for not providing PAN			



Sub-categorization of shares			
Shareholding (No. of shares) under			
Sub-category (i)	0	0	0
Sub-category (ii)	0	0	0
Sub-category (iii)	0	0	0




Bodies Corporate		
Serial No.	1	
Name of the Shareholders (I)	Blue Daimond Properties Pvt Ltd	Click here to go back
PAN (II)	AACCB8052A	Total
No. of fully paid up equity shares held (IV)	701129	701129
No. Of Partly paid-up equity shares held (V)		
No. Of shares underlying Depository Receipts (VI)		
Total nos. shares held (VII) = (IV)+ (V)+ (VI)	701129	701129
Shareholding as a % of total no. of shares (calculated as per SCRR, 1957) (VIII) As a % of (A+B+C2)	1.99	1.99
Number of Voting Rights held in each class of securities (IX)		
Class eg: X	701129	701129
Class eg:y		
Total	701129	701129
Total as a % of Total Voting rights	1.99	1.99




No. Of Shares Underlying Outstanding convertible securities (X)		
No. of Shares Underlying Outstanding Warrants (Xi)		
No. Of Shares Underlying Outstanding convertible securities and No. Of Warrants (Xi) (a)		
Shareholding , as a % assuming full conversion of convertible securities (as a percentage of diluted share capital) (XI)= (VII)+(X) As a % of (A+B+C2)	1.99	1.99
Number of Locked in shares (XII)		
No. (a)		
As a % of total Shares held (b)		
Number of equity shares held in dematerialized form (XIV)	701129	701129
Reason for not providing PAN		
Reason for not providing PAN		




Sub-categorization of shares		
Shareholding (No. of shares) under		
Sub-category (i)	0	0
Sub-category (ii)	0	0
Sub-category (iii)	0	0




Foreign Companies		
Serial No.	1	
Name of the Shareholders (I)	International Finance Corporation	Click here to go back
PAN (II)	ZZZZZ9999Z	Total
No. of fully paid up equity shares held (IV)	2805784	2805784
No. Of Partly paid-up equity shares held (V)		
No. Of shares underlying Depository Receipts (VI)		
Total nos. shares held (VII) = (IV)+ (V)+ (VI)	2805784	2805784
Shareholding as a % of total no. of shares (calculated as per SCRR, 1957) (VIII) As a % of (A+B+C2)	7.97	7.97
Number of Voting Rights held in each class of securities (IX)		
Class eg: X	2805784	2805784
Class eg:y		
Total	2805784	2805784
Total as a % of Total Voting rights	7.97	7.97



No. Of Shares Underlying Outstanding convertible securities (X)		
No. of Shares Underlying Outstanding Warrants (Xi)		
No. Of Shares Underlying Outstanding convertible securities and No. Of Warrants (Xi) (a)		
Shareholding , as a % assuming full conversion of convertible securities (as a percentage of diluted share capital) (XI)= (VII)+(X) As a % of (A+B+C2)	7.97	7.97
Number of Locked in shares (XII)		
No. (a)		
As a % of total Shares held (b)		
Number of equity shares held in dematerialized form (XIV)	2805784	2805784
Reason for not providing PAN		
Reason for not providing PAN	Textual Information(1)	




Sub-categorization of shares		
Shareholding (No. of shares) under		
Sub-category (i)	0	0
Sub-category (ii)	0	0
Sub-category (iii)	0	0




Text Block

Textual Information(1)


As International Finance Corporation is a Foreign Company, so it does not have any PAN




Individuals - ii. Individual shareholders holding nominal share capital in excess of Rs. 2 lakhs.		
Serial No.	1	
Name of the Shareholders (I)	Srinivasan Varadarajan	Click here to go back
PAN (II)	AACPV1790Q	Total
No. of fully paid up equity shares held (IV)	1471805	1471805
No. Of Partly paid-up equity shares held (V)		
No. Of shares underlying Depository Receipts (VI)		
Total nos. shares held (VII) = (IV)+ (V)+ (VI)	1471805	1471805
Shareholding as a % of total no. of shares (calculated as per SCRR, 1957) (VIII) As a % of (A+B+C2)	4.18	4.18
Number of Voting Rights held in each class of securities (IX)		
Class eg: X	1471805	1471805
Class eg:y		
Total	1471805	1471805
Total as a % of Total Voting rights	4.18	4.18




No. Of Shares Underlying Outstanding convertible securities (X)		
No. of Shares Underlying Outstanding Warrants (Xi)		
No. Of Shares Underlying Outstanding convertible securities and No. Of Warrants (Xi) (a)		
Shareholding , as a % assuming full conversion of convertible securities (as a percentage of diluted share capital) (XI)= (VII)+(X) As a % of (A+B+C2)	4.18	4.18
Number of Locked in shares (XII)		
No. (a)		
As a % of total Shares held (b)		
Number of equity shares held in dematerialized form (XIV)	1471805	1471805
Reason for not providing PAN		
Reason for not providing PAN		




Sub-categorization of shares			
Shareholding (No. of shares) under			
Sub-category (i)	0		0
Sub-category (ii)	0		0
Sub-category (iii)	0		0




Any Other (specify)					
Searial No.	1	2	3	4	
Category	LLP	HUF	Unclaimed or Suspense or Escrow Account	Clearing Members	
Category / More than 1 percentage	Category	Category	Category	Category	
Name of the Shareholders (I)					Click here to go back
PAN (II)					Total
No. of the Shareholders (I)	18	2293	1	3	2315
No. of fully paid up equity shares held (IV)	270350	429267	22	1001	700640
No. Of Partly paid-up equity shares held (V)					
No. Of shares underlying Depository Receipts (VI)					
Total nos. shares held (VII) = (IV)+ (V)+ (VI)	270350	429267	22	1001	700640
Shareholding as a % of total no. of shares (calculated as per SCRR, 1957) (VIII) As a % of (A+B+C2)	0.77	1.22	0	0	1.99
Number of Voting Rights held in each class of securities (IX)					
Class eg: X	270350	429267	22	1001	700640



Class eg:y					
Total	270350	429267	22	1001	700640
Total as a % of Total Voting rights	0.77	1.22	0	0	1.99
No. Of Shares Underlying Outstanding convertible securities (X)					
No. of Shares Underlying Outstanding Warrants (Xi)					
No. Of Shares Underlying Outstanding convertible securities and No. Of Warrants (Xi) (a)					
Shareholding , as a % assuming full conversion of convertible securities (as a percentage of diluted share capital) (XI)= (VII)+(X) As a % of (A+B+C2)	0.77	1.22	0	0	1.99
Number of Locked in shares (XII)					
No. (a)					
As a % of total Shares held (b)					
Number of equity shares held in	270350	429267	22	1001	700640



dematerialized form (XIV)					
Reason for not providing PAN					
Reason for not providing PAN					
Sub-categorization of shares					
Shareholding (No. of shares) under					
Sub-category (i)	0	0	0	0	0
Sub-category (ii)	0	0	0	0	0
Sub-category (iii)	0	0	0	0	0



Details of Shares which remain unclaimed for Public

Searial No.	Number of shareholders	Outstanding shares held in demat or unclaimed suspense account	voting rights which are frozen	Disclosure of notes on shares which remain unclaimed for public shareholders
1	1	22	22	

