



**General information about company**

Scrip code	540497
NSE Symbol	SCHAND
MSEI Symbol	NOTLISTED
ISIN	INE807K01035
Name of the company	S CHAND AND COMPANY LIMITED
Whether company is SME	No
Class of Security	Equity Shares
Type of report	Quarterly
Quarter Ended / Half year ended/Date of Report (For Prelisting / Allotment)	30-09-2022
Date of allotment / extinguishment (in case Capital Restructuring selected) / Listing Date	
Shareholding pattern filed under	Regulation 31 (1) (b)
Whether the listed entity is Public Sector Undertaking (PSU)?	No



### Declaration

Sr. No.	Particular	Yes/No	Promoter and Promoter Group	Public shareholder	Non Promoter- Non Public
1	Whether the Listed Entity has issued any partly paid up shares?	No	No	No	No
2	Whether the Listed Entity has issued any Convertible Securities ?	No	No	No	No
3	Whether the Listed Entity has issued any Warrants ?	No	No	No	No
4	Whether the Listed Entity has any shares against which depository receipts are issued?	No	No	No	No
5	Whether the Listed Entity has any shares in locked-in?	No	No	No	No
6	Whether any shares held by promoters are pledge or otherwise encumbered?	No	No		
7	Whether company has equity shares with differential voting rights?	No	No	No	No
8	Whether the listed entity has any significant beneficial owner?	No			



**Table VI - Statement showing foreign ownership limits**


Particular	Approved limits (%)	Limits utilized (%)
As on shareholding date	100	9.57
As on the end of previous 1st quarter	100	8.26
As on the end of previous 2nd quarter	100	8.24
As on the end of previous 3rd quarter	100	8.26
As on the end of previous 4th quarter	100	8.4





**Table I - Summary Statement holding of specified securities**

Category (I)	Category of shareholder (II)	Nos. Of shareholders (III)	No. of fully paid up equity shares held (IV)	No. Of Partly paid-up equity shares held (V)	No. Of shares underlying Depository Receipts (VI)	Total nos. shares held (VII) = (IV) + (V) + (VI)	Shareholding as a % of total no. of shares (calculated as per SCRR, 1957) (VIII) As a % of (A+B+C2)	Number of Voting Rights held in each class of securities (IX)			
								No of Voting (XIV) Rights			Total as a % of (A+B+C)
								Class eg: X	Class eg:y	Total	
(A)	Promoter & Promoter Group	6	16573932			16573932	47.3	16573932		16573932	47.3
(B)	Public	45296	18469404			18469404	52.7	18469404		18469404	52.7
(C)	Non Promoter-Non Public										
(C1)	Shares underlying DRs										
(C2)	Shares held by Employee Trusts										
	Total	45302	35043336			35043336	100	35043336		35043336	100



**Table I - Summary Statement holding of specified securities**

Category (I)	Category of shareholder (II)	No. Of Shares Underlying Outstanding convertible securities (X)	No. of Shares Underlying Outstanding Warrants (Xi)	No. Of Shares Underlying Outstanding convertible securities and No. Of Warrants (Xi) (a)	Shareholding , as a % assuming full conversion of convertible securities ( as a percentage of diluted share capital) (XI)= (VII)+(X) As a % of (A+B+C2)	Number of Locked in shares (XII)		Number of Shares pledged or otherwise encumbered (XIII)		Number of equity shares held in dematerialized form (XIV)	Sub-categorization of shares		
						No. (a)	As a % of total Shares held (b)	No. (a)	As a % of total Shares held (b)		Sub-category (i)	Sub-category (ii)	Sub-category (iii)
(A)	Promoter & Promoter Group				47.3					16573932			
(B)	Public				52.7					18469404	0	0	0
(C)	Non Promoter-Non Public												
(C1)	Shares underlying DRs												
(C2)	Shares held by Employee Trusts												
	Total				100					35043336	0	0	0





**Table II - Statement showing shareholding pattern of the Promoter and Promoter Group**


Sr.	Category & Name of the Shareholders (I)	Nos. Of shareholders (III)	No. of fully paid up equity shares held (IV)	No. Of Partly paid-up equity shares held (V)	No. Of shares underlying Depository Receipts (VI)	Total nos. shares held (VII) = (IV)+(V)+(VI)	Shareholding as a % of total no. of shares (calculated as per SCRR, 1957) (VIII) As a % of (A+B+C2)	Number of Voting Rights held in each class of securities (IX)			
								No of Voting (XIV) Rights			Total as a % of Total Voting rights
								Class eg: X	Class eg:y	Total	
A	Table II - Statement showing shareholding pattern of the Promoter and Promoter Group										
(1)	Indian										
(a)	Individuals/Hindu undivided Family	6	16573932			16573932	47.3	16573932		16573932	47.3
Sub-Total (A)(1)		6	16573932			16573932	47.3	16573932		16573932	47.3
(2)	Foreign										
Total Shareholding of Promoter and Promoter Group (A)=(A)(1)+(A)(2)		6	16573932			16573932	47.3	16573932		16573932	47.3
B	Table III - Statement showing shareholding pattern of the Public shareholder										
(1)	Institutions (Domestic)										
(c)	Alternate Investment Funds	3	1961731			1961731	5.6	1961731		1961731	5.6
Sub-Total (B)(1)		3	1961731			1961731	5.6	1961731		1961731	5.6
(2)	Institutions (Foreign)										
(e)	Foreign Portfolio Investors Category II	4	322305			322305	0.92	322305		322305	0.92
Sub-Total (B)(2)		4	322305			322305	0.92	322305		322305	0.92
(3)	Central Government / State Government(s)										
(4)	Non-institutions										
(c)	Key Managerial Personnel	2	74178			74178	0.21	74178		74178	0.21
(g)	Resident Individuals holding nominal share capital up to Rs. 2 lakhs	42537	6826650			6826650	19.48	6826650		6826650	19.48
(h)	Resident Individuals holding nominal share capital in excess of Rs. 2 lakhs	26	3835664			3835664	10.95	3835664		3835664	10.95
(i)	Non Resident Indians (NRIs)	166	222507			222507	0.63	222507		222507	0.63
(j)	Foreign Nationals	1	1600			1600	0	1600		1600	0
(k)	Foreign Companies	1	2805784			2805784	8.01	2805784		2805784	8.01
(l)	Bodies Corporate	127	1666134			1666134	4.75	1666134		1666134	4.75
(m)	Any Other (specify)	2429	752851			752851	2.15	752851		752851	2.15
Sub-Total (B)(4)		45289	16185368			16185368	46.19	16185368		16185368	46.19
Total Public Shareholding (B)=(B)(1)+(B)(2)+(B)(3)+(B)(4)		45296	18469404			18469404	52.7	18469404		18469404	52.7
C	Table IV - Statement showing shareholding pattern of the Non Promoter- Non Public shareholder										
Total ( A+B+C2 )		45302	35043336			35043336	100	35043336		35043336	100
Total (A+B+C )		45302	35043336			35043336	100	35043336		35043336	100





**Table II - Statement showing shareholding pattern of the Promoter and Promoter Group**

Sr.	No. Of Shares Underlying Outstanding convertible securities (X)	No. of Shares Underlying Outstanding Warrants (Xi)	No. Of Shares Underlying Outstanding convertible securities and No. Of Warrants (Xi) (a)	Shareholding , as a % assuming full conversion of convertible securities ( as a percentage of diluted share capital) (XI)= (VII)+(X) As a % of (A+B+C2)	Number of Locked in shares (XII)		Number of Shares pledged or otherwise encumbered (XIII)		Number of equity shares held in dematerialized form (XIV)	Sub-categorization of shares					
					No. (a)	As a % of total Shares held (b)	No. (a)	As a % of total Shares held (b)		Sub-category (i)	Sub-category (ii)	Sub-category (iii)			
A	Table II - Statement showing shareholding pattern of the Promoter and Promoter Group														
(1)	Indian														
(a)				47.3					16573932						
Sub-Total (A) (1)				47.3					16573932						
(2)	Foreign														
Total Shareholding of Promoter and Promoter Group (A)= (A)(1)+(A)(2)				47.3					16573932						
B	Table III - Statement showing shareholding pattern of the Public shareholder														
(1)	Institutions (Domestic)														
(c)				5.6					1961731				0	0	0
Sub-Total (B) (1)				5.6					1961731				0	0	0
(2)	Institutions (Foreign)														
(e)				0.92					322305	0	0	0			
Sub-Total (B) (2)				0.92					322305	0	0	0			
(3)	Central Government / State Government(s)														
(4)	Non-institutions														
(c)				0.21					74178				0	0	0
(g)				19.48					6826650				0	0	0
(h)				10.95					3835664				0	0	0
(i)				0.63					222507	0	0	0			
(j)				0					1600	0	0	0			
(k)				8.01					2805784	0	0	0			
(l)				4.75					1666134	0	0	0			
(m)				2.15					752851	0	0	0			
Sub-Total (B) (4)				46.19					16185368	0	0	0			
Total Public Shareholding (B)=(B)(1)+(B)(2)+(B)(3)+(B)(4)				52.7					18469404	0	0	0			
C	Table IV - Statement showing shareholding pattern of the Non Promoter- Non Public shareholder														
Total ( A+B+C2 )				100					35043336						
Total (A+B+C )				100					35043336						



**Individuals/Hindu undivided Family**

Serial No.	1	2	3	4	5	6
Name of the Shareholders (I)	Himanshu Gupta	Neerja Jhunjhnuwala	Dinesh Kumar Jhunjhnuwala	Savita Gupta	Ankita Gupta	Gaurav Kumar Jhunjhnuwala
PAN (II)	AERPG5035N	AFQPG8374N	AHLPJ4299E	AAPPG0819E	ABAPB6957A	AGDPJ7378M
No. of fully paid up equity shares held (IV)	5994038	4008345	3846854	1218617	914078	592000
No. Of Partly paid-up equity shares held (V)						
No. Of shares underlying Depository Receipts (VI)						
Total nos. shares held (VII) = (IV)+ (V)+ (VI)	5994038	4008345	3846854	1218617	914078	592000
Shareholding as a % of total no. of shares (calculated as per SCRR, 1957) (VIII) As a % of (A+B+C2)	17.1	11.44	10.98	3.48	2.61	1.69
Number of Voting Rights held in each class of securities (IX)						
Class eg: X	5994038	4008345	3846854	1218617	914078	592000
Class eg: y						
Total	5994038	4008345	3846854	1218617	914078	592000
Total as a % of Total Voting rights	17.1	11.44	10.98	3.48	2.61	1.69
No. Of Shares Underlying Outstanding convertible securities (X)						
No. of Shares Underlying Outstanding Warrants (Xi)						
No. Of Shares Underlying Outstanding convertible securities and No. Of Warrants (Xi) (a)						
Shareholding , as a % assuming full conversion of convertible securities (as a percentage of diluted share capital) (XI)= (VII)+(Xi)(a) As a % of (A+B+C2)	17.1	11.44	10.98	3.48	2.61	1.69
Number of Locked in shares (XII)						
No. (a)						
As a % of total Shares held (b)						
Number of Shares pledged or otherwise encumbered (XIII)						
No. (a)						
As a % of total Shares held (b)						
Number of equity shares held in dematerialized form (XIV)	5994038	4008345	3846854	1218617	914078	592000
Reason for not providing PAN						





Reason for not providing PAN						
Shareholder type	Promoter	Promoter	Promoter	Promoter Group	Promoter Group	Promoter Group



**Individuals/Hindu undivided Family**

Searial No.	
Name of the Shareholders (I)	Click here to go back
PAN (II)	Total
No. of fully paid up equity shares held (IV)	16573932
No. Of Partly paid-up equity shares held (V)	
No. Of shares underlying Depository Receipts (VI)	
Total nos. shares held (VII) = (IV)+ (V)+ (VI)	16573932
Shareholding as a % of total no. of shares (calculated as per SCRR, 1957) (VIII) As a % of (A+B+C2)	47.3
Number of Voting Rights held in each class of securities (IX)	
Class eg:X	16573932
Class eg:y	
Total	16573932
Total as a % of Total Voting rights	47.3
No. Of Shares Underlying Outstanding convertible securities (X)	
No. of Shares Underlying Outstanding Warrants (Xi)	
No. Of Shares Underlying Outstanding convertible securities and No. Of Warrants (Xi) (a)	
Shareholding , as a % assuming full conversion of convertible securities (as a percentage of diluted share capital) (XI)= (VII)+(Xi)(a) As a % of (A+B+C2)	47.3
Number of Locked in shares (XII)	
No. (a)	
As a % of total Shares held (b)	
Number of Shares pledged or otherwise encumbered (XIII)	
No. (a)	
As a % of total Shares held (b)	
Number of equity shares held in dematerialized form (XIV)	16573932
Reason for not providing PAN	





Reason for not providing PAN	
Shareholder type	



### Alternate Investment Funds

Serial No.	1	2	
Name of the Shareholders (I)	Volrado Venture Partners Fund II	Trustline Deep Alpha Aif	<a href="#">Click here to go back</a>
PAN (II)	AACTV2878F	AADTT3311N	Total
No. of fully paid up equity shares held (IV)	837624	825600	1663224
No. Of Partly paid-up equity shares held (V)			
No. Of shares underlying Depository Receipts (VI)			
Total nos. shares held (VII) = (IV)+ (V)+ (VI)	837624	825600	1663224
Shareholding as a % of total no. of shares (calculated as per SCRR, 1957) (VIII) As a % of (A+B+C2)	2.39	2.36	4.75

#### Number of Voting Rights held in each class of securities (IX)

Class eg: X	837624	825600	1663224
Class eg:y			
Total	837624	825600	1663224
Total as a % of Total Voting rights	2.39	2.36	4.75
No. Of Shares Underlying Outstanding convertible securities (X)			
No. of Shares Underlying Outstanding Warrants (Xi)			
No. Of Shares Underlying Outstanding convertible securities and No. Of Warrants (Xi) (a)			
Shareholding , as a % assuming full conversion of convertible securities (as a percentage of diluted share capital) (XI)= (VII)+(X) As a % of (A+B+C2)	2.39	2.36	4.75

#### Number of Locked in shares (XII)

No. (a)			
As a % of total Shares held (b)			
Number of equity shares held in dematerialized form (XIV)	837624	825600	1663224

#### Reason for not providing PAN

Reason for not providing PAN			
------------------------------	--	--	--

#### Sub-categorization of shares

Shareholding (No. of shares) under






Sub-category (i)	0	0	0
Sub-category (ii)	0	0	0
Sub-category (iii)	0	0	0



# Bodies Corporate

Serial No.	1	
Name of the Shareholders (I)	Blue Daimond Properties Pvt Ltd	<a href="#">Click here to go back</a>
PAN (II)	AACCB8052A	Total
No. of fully paid up equity shares held (IV)	701129	701129
No. Of Partly paid-up equity shares held (V)		
No. Of shares underlying Depository Receipts (VI)		
Total nos. shares held (VII) = (IV)+ (V)+ (VI)	701129	701129
Shareholding as a % of total no. of shares (calculated as per SCRR, 1957) (VIII) As a % of (A+B+C2)	2	2
Number of Voting Rights held in each class of securities (IX)		
Class eg: X	701129	701129
Class eg:y		
Total	701129	701129
Total as a % of Total Voting rights	2	2
No. Of Shares Underlying Outstanding convertible securities (X)		
No. of Shares Underlying Outstanding Warrants (Xi)		
No. Of Shares Underlying Outstanding convertible securities and No. Of Warrants (Xi) (a)		
Shareholding , as a % assuming full conversion of convertible securities (as a percentage of diluted share capital) (XI)= (VII)+(X) As a % of (A+B+C2)	2	2
Number of Locked in shares (XII)		
No. (a)		
As a % of total Shares held (b)		
Number of equity shares held in dematerialized form (XIV)	701129	701129
Reason for not providing PAN		
Reason for not providing PAN		
Sub-categorization of shares		
Shareholding (No. of shares) under		

MSI  




Sub-category (i)	0	0
Sub-category (ii)	0	0
Sub-category (iii)	0	0



# Foreign Companies

Searial No.	1	
Name of the Shareholders (I)	International Finance Corporation	<a href="#">Click here to go back</a>
PAN (II)	ZZZZZ9999Z	Total
No. of fully paid up equity shares held (IV)	2805784	2805784
No. Of Partly paid-up equity shares held (V)		
No. Of shares underlying Depository Receipts (VI)		
Total nos. shares held (VII) = (IV)+ (V)+ (VI)	2805784	2805784
Shareholding as a % of total no. of shares (calculated as per SCRR, 1957) (VIII) As a % of (A+B+C2)	8.01	8.01
Number of Voting Rights held in each class of securities (IX)		
Class eg: X	2805784	2805784
Class eg: y		
Total	2805784	2805784
Total as a % of Total Voting rights	8.01	8.01
No. Of Shares Underlying Outstanding convertible securities (X)		
No. of Shares Underlying Outstanding Warrants (Xi)		
No. Of Shares Underlying Outstanding convertible securities and No. Of Warrants (Xi) (a)		
Shareholding , as a % assuming full conversion of convertible securities (as a percentage of diluted share capital) (XI)= (VII)+(X) As a % of (A+B+C2)	8.01	8.01
Number of Locked in shares (XII)		
No. (a)		
As a % of total Shares held (b)		
Number of equity shares held in dematerialized form (XIV)	2805784	2805784
Reason for not providing PAN		
Reason for not providing PAN	Textual Information(1)	
Sub-categorization of shares		
Shareholding (No. of shares) under		






Sub-category (i)	0	0
Sub-category (ii)	0	0
Sub-category (iii)	0	0



**Text Block**

Textual Information(1)

As International Finance Corporation is a Foreign Company, it does not have any PAN.



**Individuals - ii. Individual shareholders holding nominal share capital in excess of Rs. 2 lakhs.**

Searial No.	1	
Name of the Shareholders (I)	Srinivasan Varadarajan	<a href="#">Click here to go back</a>
PAN (II)	AACPV1790Q	Total
No. of fully paid up equity shares held (IV)	1367045	1367045
No. Of Partly paid-up equity shares held (V)		
No. Of shares underlying Depository Receipts (VI)		
Total nos. shares held (VII) = (IV)+ (V)+ (VI)	1367045	1367045
Shareholding as a % of total no. of shares (calculated as per SCRR, 1957) (VIII) As a % of (A+B+C2)	3.9	3.9
Number of Voting Rights held in each class of securities (IX)		
Class eg: X	1367045	1367045
Class eg:y		
Total	1367045	1367045
Total as a % of Total Voting rights	3.9	3.9
No. Of Shares Underlying Outstanding convertible securities (X)		
No. of Shares Underlying Outstanding Warrants (Xi)		
No. Of Shares Underlying Outstanding convertible securities and No. Of Warrants (Xi) (a)		
Shareholding , as a % assuming full conversion of convertible securities (as a percentage of diluted share capital) (XI)= (VII)+(X) As a % of (A+B+C2)	3.9	3.9
Number of Locked in shares (XII)		
No. (a)		
As a % of total Shares held (b)		
Number of equity shares held in dematerialized form (XIV)	1367045	1367045
Reason for not providing PAN		
Reason for not providing PAN		
Sub-categorization of shares		




*M Singh*



Shareholding (No. of shares) under

Sub-category (i)	0	0
Sub-category (ii)	0	0
Sub-category (iii)	0	0



Any Other (specify)					
Serial No.	1	2	3	4	
Category	LLP	HUF	Unclaimed or Suspense or Escrow Account	Clearing Members	
Category / More than 1 percentage	Category	Category	Category	Category	
Name of the Shareholders (I)					Click here to go back
PAN (II)					Total
No. of the Shareholders (I)	14	2361	1	53	2429
No. of fully paid up equity shares held (IV)	241914	457258	22	53657	752851
No. Of Partly paid-up equity shares held (V)					
No. Of shares underlying Depository Receipts (VI)					
Total nos. shares held (VII) = (IV)+ (V)+ (VI)	241914	457258	22	53657	752851
Shareholding as a % of total no. of shares (calculated as per SCRR, 1957) (VIII) As a % of (A+B+C2)	0.69	1.3	0	0.15	2.14
Number of Voting Rights held in each class of securities (IX)					
Class eg: X	241914	457258	22	53657	752851
Class eg:y					
Total	241914	457258	22	53657	752851
Total as a % of Total Voting rights	0.69	1.3	0	0.15	2.14
No. Of Shares Underlying Outstanding convertible securities (X)					
No. of Shares Underlying Outstanding Warrants (Xi)					
No. Of Shares Underlying Outstanding convertible securities and No. Of Warrants (Xi) (a)					
Shareholding , as a % assuming full conversion of convertible securities (as a percentage of diluted share capital) (XI)= (VII)+(X) As a % of (A+B+C2)	0.69	1.3	0	0.15	2.14
Number of Locked in shares (XII)					
No. (a)					
As a % of total Shares held (b)					
Number of equity shares held in dematerialized form (XIV)	241914	457258	22	53657	752851



Reason for not providing PAN

Reason for not providing PAN					
------------------------------	--	--	--	--	--

Sub-categorization of shares

Shareholding (No. of shares) under

Sub-category (i)	0	0	0	0	0
Sub-category (ii)	0	0	0	0	0
Sub-category (iii)	0	0	0	0	0





**Details of Shares which remain unclaimed for Public**

Searial No.	Number of shareholders	Outstanding shares held in demat or unclaimed suspense account	voting rights which are frozen	Disclosure of notes on shares which remain unclaimed for public shareholders
1	1	22	22	

