


**General information about company**

Scrip code	540497
NSE Symbol	SCHAND
MSEI Symbol	NOTLISTED
ISIN	INE807K01035
Name of the company	S CHAND AND COMPANY LIMITED
Whether company is SME	No
Class of Security	Equity Shares
Type of report	Quarterly
Quarter Ended / Half year ended/Date of Report (For Prelisting / Allotment)	31-12-2022
Date of allotment / extinguishment (in case Capital Restructuring selected) / Listing Date	
Shareholding pattern filed under	Regulation 31 (1) (b)
Whether the listed entity is Public Sector Undertaking (PSU)?	No



### Declaration

Sr. No.	Particular	Yes/No	Promoter and Promoter Group	Public shareholder	Non Promoter- Non Public
1	Whether the Listed Entity has issued any partly paid up shares?	No	No	No	No
2	Whether the Listed Entity has issued any Convertible Securities ?	No	No	No	No
3	Whether the Listed Entity has issued any Warrants ?	No	No	No	No
4	Whether the Listed Entity has any shares against which depository receipts are issued?	No	No	No	No
5	Whether the Listed Entity has any shares in locked-in?	No	No	No	No
6	Whether any shares held by promoters are pledge or otherwise encumbered?	No	No		
7	Whether company has equity shares with differential voting rights?	No	No	No	No
8	Whether the listed entity has any significant beneficial owner?	No			






**Table I - Summary Statement holding of specified securities**

Category (I)	Category of shareholder (II)	Nos. Of shareholders (III)	No. of fully paid up equity shares held (IV)	No. Of Partly paid-up equity shares held (V)	No. Of shares underlying Depository Receipts (VI)	Total nos. shares held (VII) = (IV)+ (V)+ (VI)	Shareholding as a % of total no. of shares (calculated as per SCRR, 1957) (VIII) As a % of (A+B+C2)	Number of Voting Rights held in each class of securities (IX)			
								No of Voting (XIV) Rights			Total as a % of (A+B+C)
								Class eg: X	Class eg:y	Total	
(A)	Promoter & Promoter Group	6	16573932			16573932	47.14	16573932		16573932	47.14
(B)	Public	44548	18582404			18582404	52.86	18582404		18582404	52.86
(C)	Non Promoter-Non Public										
(C1)	Shares underlying DRs										
(C2)	Shares held by Employee Trusts										
	Total	44554	35156336			35156336	100	35156336		35156336	100



**Table I - Summary Statement holding of specified securities**

Category (I)	Category of shareholder (II)	No. Of Shares Underlying Outstanding convertible securities (X)	No. of Shares Underlying Outstanding Warrants (Xi)	No. Of Shares Underlying Outstanding convertible securities and No. Of Warrants (Xi) (a)	Shareholding , as a % assuming full conversion of convertible securities ( as a percentage of diluted share capital) (XI)= (VII)+(X) As a % of (A+B+C2)	Number of Locked in shares (XII)		Number of Shares pledged or otherwise encumbered (XIII)		Number of equity shares held in dematerialized form (XIV)	Sub-categorization of shares		
						No. (a)	As a % of total Shares held (b)	No. (a)	As a % of total Shares held (b)		Sub- category (i)	Sub- category (ii)	Sub- category (iii)
(A)	Promoter & Promoter Group				47.14					16573932			
(B)	Public				52.86					18582404	0	0	0
(C)	Non Promoter- Non Public												
(C1)	Shares underlying DRs												
(C2)	Shares held by Employee Trusts												
	Total				100					35156336	0	0	0






**Table II - Statement showing shareholding pattern of the Promoter and Promoter Group**

Sr.	Category & Name of the Shareholders (I)	Nos. Of shareholders (III)	No. of fully paid up equity shares held (IV)	No. Of Partly paid-up equity shares held (V)	No. Of shares underlying Depository Receipts (VI)	Total nos. shares held (VII) = (IV)+(V)+(VI)	Shareholding as a % of total no. of shares (calculated as per SCRR, 1957) (VIII) As a % of (A+B+C2)	Number of Voting Rights held in each class of securities (IX)			
								No of Voting (XIV) Rights			Total as a % of Total Voting rights
								Class eg: X	Class eg:y	Total	
A	Table II - Statement showing shareholding pattern of the Promoter and Promoter Group										
(1)	Indian										
(a)	Individuals/Hindu undivided Family	6	16573932			16573932	47.14	16573932		16573932	47.14
Sub-Total (A)(1)		6	16573932			16573932	47.14	16573932		16573932	47.14
(2)	Foreign										
Total Shareholding of Promoter and Promoter Group (A)=(A)(1)+(A)(2)		6	16573932			16573932	47.14	16573932		16573932	47.14
B	Table III - Statement showing shareholding pattern of the Public shareholder										
(1)	Institutions (Domestic)										
(c)	Alternate Investment Funds	3	1961731			1961731	5.58	1961731		1961731	5.58
Sub-Total (B)(1)		3	1961731			1961731	5.58	1961731		1961731	5.58
(2)	Institutions (Foreign)										
(d)	Foreign Portfolio Investors Category I	6	177095			177095	0.5	177095		177095	0.5
Sub-Total (B)(2)		6	177095			177095	0.5	177095		177095	0.5






(3)	Central Government / State Government(s)										
(4)	Non-institutions										
(c)	Key Managerial Personnel	2	96728			96728	0.28	96728		96728	0.28
(g)	Resident Individuals holding nominal share capital up to Rs. 2 lakhs	41835	7082465			7082465	20.15	7082465		7082465	20.15
(h)	Resident Individuals holding nominal share capital in excess of Rs. 2 lakhs	26	3887138			3887138	11.06	3887138		3887138	11.06
(i)	Non Resident Indians (NRIs)	169	167828			167828	0.48	167828		167828	0.48
(j)	Foreign Nationals	1	2000			2000	0.01	2000		2000	0.01
(k)	Foreign Companies	1	2805784			2805784	7.98	2805784		2805784	7.98
(l)	Bodies Corporate	135	1694379			1694379	4.82	1694379		1694379	4.82
(m)	Any Other (specify)	2370	707256			707256	2.01	707256		707256	2.01
Sub-Total (B)(4)		44539	16443578			16443578	46.77	16443578		16443578	46.77
Total Public Shareholding (B)=(B)(1)+(B)(2)+(B)(3)+(B)(4)		44548	18582404			18582404	52.86	18582404		18582404	52.86
C Table IV - Statement showing shareholding pattern of the Non Promoter- Non Public shareholder											
Total ( A+B+C2 )		44554	35156336			35156336	100	35156336		35156336	100
Total (A+B+C )		44554	35156336			35156336	100	35156336		35156336	100






**Table II - Statement showing shareholding pattern of the Promoter and Promoter Group**

Sr.	No. Of Shares Underlying Outstanding convertible securities (X)	No. of Shares Underlying Outstanding Warrants (Xi)	No. Of Shares Underlying Outstanding convertible securities and No. Of Warrants (Xi) (a)	Shareholding , as a % assuming full conversion of convertible securities ( as a percentage of diluted share capital) (XI)= (VII)+(X) As a % of (A+B+C2)	Number of Locked in shares (XII)		Number of Shares pledged or otherwise encumbered (XIII)		Number of equity shares held in dematerialized form (XIV)	Sub-categorization of shares		
					No. (a)	As a % of total Shares held (b)	No. (a)	As a % of total Shares held (b)		Sub-category (i)	Sub-category (ii)	Sub-category (iii)
A	Table II - Statement showing shareholding pattern of the Promoter and Promoter Group											
(1)	Indian											
(a)				47.14					16573932			
Sub-Total (A) (1)				47.14					16573932			
(2)	Foreign											
Total Shareholding of Promoter and Promoter Group (A)=(A) (1)+(A)(2)				47.14					16573932			
B	Table III - Statement showing shareholding pattern of the Public shareholder											
(1)	Institutions (Domestic)											
(c)				5.58					1961731	0	0	0
Sub-Total (B) (1)				5.58					1961731	0	0	0





(2)	Institutions (Foreign)											
(d)				0.5					177095	0	0	0
Sub-Total (B) (2)				0.5					177095	0	0	0
(3)	Central Government / State Government(s)											
(4)	Non-institutions											
(c)				0.28					96728	0	0	0
(g)				20.15					7082465	0	0	0
(h)				11.06					3887138	0	0	0
(i)				0.48					167828	0	0	0
(j)				0.01					2000	0	0	0
(k)				7.98					2805784	0	0	0
(l)				4.82					1694379	0	0	0
(m)				2.01					707256	0	0	0
Sub-Total (B) (4)				46.77					16443578	0	0	0
Total Public Shareholding (B)=(B)(1)+ (B)(2)+(B)(3)+ (B)(4)				52.86					18582404	0	0	0
C	Table IV - Statement showing shareholding pattern of the Non Promoter- Non Public shareholder											
Total ( A+B+C2 )				100					35156336			
Total (A+B+C )				100					35156336			






**Individuals/Hindu undivided Family**

Searial No.	1	2	3	4	5	6
Name of the Shareholders (I)	Himanshu Gupta	Neerja Jhunjhnuwala	Dinesh Kumar Jhunjhnuwala	Savita Gupta	Ankita Gupta	Gaurav Kumar Jhunjhnuwala
PAN (II)	AERPG5035N	AFQPG8374N	AHLPJ4299E	AAPPG0819E	ABAPB6957A	AGDPJ7378M
No. of fully paid up equity shares held (IV)	5994038	4008345	3846854	1218617	914078	592000
No. Of Partly paid-up equity shares held (V)						
No. Of shares underlying Depository Receipts (VI)						
Total nos. shares held (VII) = (IV)+ (V)+ (VI)	5994038	4008345	3846854	1218617	914078	592000
Shareholding as a % of total no. of shares (calculated as per SCRR, 1957) (VIII) As a % of (A+B+C2)	17.05	11.4	10.94	3.47	2.6	1.68
Number of Voting Rights held in each class of securities (IX)						
Class eg:X	5994038	4008345	3846854	1218617	914078	592000
Class eg:y						
Total	5994038	4008345	3846854	1218617	914078	592000
Total as a % of Total Voting rights	17.05	11.4	10.94	3.47	2.6	1.68



No. Of Shares Underlying Outstanding convertible securities (X)						
No. of Shares Underlying Outstanding Warrants (Xi)						
No. Of Shares Underlying Outstanding convertible securities and No. Of Warrants (Xi) (a)						
Shareholding , as a % assuming full conversion of convertible securities (as a percentage of diluted share capital) (XI)= (VII)+(Xi)(a) As a % of (A+B+C2)	17.05	11.4	10.94	3.47	2.6	1.68
Number of Locked in shares (XII)						
No. (a)						
As a % of total Shares held (b)						
Number of Shares pledged or otherwise encumbered (XIII)						
No. (a)						
As a % of total Shares held (b)						
Number of equity shares held in	5994038	4008345	3846854	1218617	914078	592000





dematerialized form (XIV)						
Reason for not providing PAN						
Reason for not providing PAN						
Shareholder type	Promoter	Promoter	Promoter	Promoter Group	Promoter Group	Promoter Group




**Individuals/Hindu undivided Family**

Searial No.	
Name of the Shareholders (I)	Click here to go back
PAN (II)	Total
No. of fully paid up equity shares held (IV)	16573932
No. Of Partly paid-up equity shares held (V)	
No. Of shares underlying Depository Receipts (VI)	
Total nos. shares held (VII) = (IV)+ (V)+ (VI)	16573932
Shareholding as a % of total no. of shares (calculated as per SCRR, 1957) (VIII) As a % of (A+B+C2)	47.14
Number of Voting Rights held in each class of securities (IX)	
Class eg:X	16573932
Class eg:y	
Total	16573932
Total as a % of Total Voting rights	47.14





No. Of Shares Underlying Outstanding convertible securities (X)	
No. of Shares Underlying Outstanding Warrants (Xi)	
No. Of Shares Underlying Outstanding convertible securities and No. Of Warrants (Xi) (a)	
Shareholding , as a % assuming full conversion of convertible securities (as a percentage of diluted share capital) (XI)= (VII)+(Xi)(a) As a % of (A+B+C2)	47.14
Number of Locked in shares (XII)	
No. (a)	
As a % of total Shares held (b)	
Number of Shares pledged or otherwise encumbered (XIII)	
No. (a)	
As a % of total Shares held (b)	
Number of equity shares held in	16573932




dematerialized form (XIV)	
Reason for not providing PAN	
Reason for not providing PAN	
Shareholder type	






### Alternate Investment Funds

Searial No.	1	2	
Name of the Shareholders (I)	Volrado Venture Partners Fund Ii	Trustline Deep Alpha Aif	<a href="#">Click here to go back</a>
PAN (II)	AACTV2878F	AADTT3311N	Total
No. of fully paid up equity shares held (IV)	837624	825600	1663224
No. Of Partly paid-up equity shares held (V)			
No. Of shares underlying Depository Receipts (VI)			
Total nos. shares held (VII) = (IV)+ (V)+ (VI)	837624	825600	1663224
Shareholding as a % of total no. of shares (calculated as per SCRR, 1957) (VIII) As a % of (A+B+C2)	2.38	2.35	4.73
Number of Voting Rights held in each class of securities (IX)			
Class eg: X	837624	825600	1663224
Class eg:y			
Total	837624	825600	1663224
Total as a % of Total Voting rights	2.38	2.35	4.73



No. Of Shares Underlying Outstanding convertible securities (X)			
No. of Shares Underlying Outstanding Warrants (Xi)			
No. Of Shares Underlying Outstanding convertible securities and No. Of Warrants (Xi) (a)			
Shareholding , as a % assuming full conversion of convertible securities (as a percentage of diluted share capital) (XI)= (VII)+(X) As a % of (A+B+C2)	2.38	2.35	4.73
Number of Locked in shares (XII)			
No. (a)			
As a % of total Shares held (b)			
Number of equity shares held in dematerialized form (XIV)	837624	825600	1663224
Reason for not providing PAN			
Reason for not providing PAN			






Sub-categorization of shares			
Shareholding (No. of shares) under			
Sub-category (i)	0	0	0
Sub-category (ii)	0	0	0
Sub-category (iii)	0	0	0



### Bodies Corporate

Searial No.	1	
Name of the Shareholders (I)	Blue Daimond Properties Pvt Ltd	<a href="#">Click here to go back</a>
PAN (II)	AACCB8052A	Total
No. of fully paid up equity shares held (IV)	701129	701129
No. Of Partly paid-up equity shares held (V)		
No. Of shares underlying Depository Receipts (VI)		
Total nos. shares held (VII) = (IV)+ (V)+ (VI)	701129	701129
Shareholding as a % of total no. of shares (calculated as per SCRR, 1957) (VIII) As a % of (A+B+C2)	1.99	1.99
Number of Voting Rights held in each class of securities (IX)		
Class eg: X	701129	701129
Class eg:y		
Total	701129	701129
Total as a % of Total Voting rights	1.99	1.99





No. Of Shares Underlying Outstanding convertible securities (X)		
No. of Shares Underlying Outstanding Warrants (Xi)		
No. Of Shares Underlying Outstanding convertible securities and No. Of Warrants (Xi) (a)		
Shareholding , as a % assuming full conversion of convertible securities (as a percentage of diluted share capital) (XI)= (VII)+(X) As a % of (A+B+C2)	1.99	1.99
Number of Locked in shares (XII)		
No. (a)		
As a % of total Shares held (b)		
Number of equity shares held in dematerialized form (XIV)	701129	701129
Reason for not providing PAN		
Reason for not providing PAN		




Sub-categorization of shares		
Shareholding (No. of shares) under		
Sub-category (i)	0	0
Sub-category (ii)	0	0
Sub-category (iii)	0	0





### Foreign Companies

Searial No.	1	
Name of the Shareholders (I)	International Finance Corporation	<a href="#">Click here to go back</a>
PAN (II)	ZZZZZ9999Z	Total
No. of fully paid up equity shares held (IV)	2805784	2805784
No. Of Partly paid-up equity shares held (V)		
No. Of shares underlying Depository Receipts (VI)		
Total nos. shares held (VII) = (IV)+ (V)+ (VI)	2805784	2805784
Shareholding as a % of total no. of shares (calculated as per SCRR, 1957) (VIII) As a % of (A+B+C2)	7.98	7.98
Number of Voting Rights held in each class of securities (IX)		
Class eg: X	2805784	2805784
Class eg:y		
Total	2805784	2805784
Total as a % of Total Voting rights	7.98	7.98




No. Of Shares Underlying Outstanding convertible securities (X)		
No. of Shares Underlying Outstanding Warrants (Xi)		
No. Of Shares Underlying Outstanding convertible securities and No. Of Warrants (Xi) (a)		
Shareholding , as a % assuming full conversion of convertible securities (as a percentage of diluted share capital) (XI)= (VII)+(X) As a % of (A+B+C2)	7.98	7.98
Number of Locked in shares (XII)		
No. (a)		
As a % of total Shares held (b)		
Number of equity shares held in dematerialized form (XIV)	2805784	2805784
Reason for not providing PAN		
Reason for not providing PAN	Textual Information(1)	






Sub-categorization of shares		
Shareholding (No. of shares) under		
Sub-category (i)	0	0
Sub-category (ii)	0	0
Sub-category (iii)	0	0



**Text Block**

Textual Information(1)

As International Finance Corporation is a Foreign Company, it does not have any PAN





**Individuals - ii. Individual shareholders holding nominal share capital in excess of Rs. 2 lakhs.**

Searial No.	1	
Name of the Shareholders (I)	Srinivasan Varadarajan	<a href="#">Click here to go back</a>
PAN (II)	AACPV1790Q	Total
No. of fully paid up equity shares held (IV)	1387045	1387045
No. Of Partly paid-up equity shares held (V)		
No. Of shares underlying Depository Receipts (VI)		
Total nos. shares held (VII) = (IV)+ (V)+ (VI)	1387045	1387045
Shareholding as a % of total no. of shares (calculated as per SCRR, 1957) (VIII) As a % of (A+B+C2)	3.95	3.95
Number of Voting Rights held in each class of securities (IX)		
Class eg: X	1387045	1387045
Class eg:y		
Total	1387045	1387045
Total as a % of Total Voting rights	3.95	3.95



No. Of Shares Underlying Outstanding convertible securities (X)		
No. of Shares Underlying Outstanding Warrants (Xi)		
No. Of Shares Underlying Outstanding convertible securities and No. Of Warrants (Xi) (a)		
Shareholding , as a % assuming full conversion of convertible securities (as a percentage of diluted share capital) (XI)= (VII)+(X) As a % of (A+B+C2)	3.95	3.95
Number of Locked in shares (XII)		
No. (a)		
As a % of total Shares held (b)		
Number of equity shares held in dematerialized form (XIV)	1387045	1387045
Reason for not providing PAN		
Reason for not providing PAN		






Sub-categorization of shares		
Shareholding (No. of shares) under		
Sub-category (i)	0	0
Sub-category (ii)	0	0
Sub-category (iii)	0	0




Any Other (specify)					
Searial No.	1	2	3	4	
Category	LLP	HUF	Unclaimed or Suspense or Escrow Account	Clearing Members	
Category / More than 1 percentage	Category	Category	Category	Category	
Name of the Shareholders (I)					Click here to go back
PAN (II)					Total
No. of the Shareholders (I)	20	2330	1	19	2370
No. of fully paid up equity shares held (IV)	285774	409956	22	11504	707256
No. Of Partly paid-up equity shares held (V)					
No. Of shares underlying Depository Receipts (VI)					
Total nos. shares held (VII) = (IV)+ (V)+ (VI)	285774	409956	22	11504	707256
Shareholding as a % of total no. of shares (calculated as per SCRR, 1957) (VIII) As a % of (A+B+C2)	0.81	1.17	0	0.03	2.01
Number of Voting Rights held in each class of securities (IX)					
Class eg: X	285774	409956	22	11504	707256






Class eg:y					
Total	285774	409956	22	11504	707256
Total as a % of Total Voting rights	0.81	1.17	0	0.03	2.01
No. Of Shares Underlying Outstanding convertible securities (X)					
No. of Shares Underlying Outstanding Warrants (Xi)					
No. Of Shares Underlying Outstanding convertible securities and No. Of Warrants (Xi) (a)					
Shareholding , as a % assuming full conversion of convertible securities (as a percentage of diluted share capital) (XI)= (VII)+(X) As a % of (A+B+C2)	0.81	1.17	0	0.03	2.01
Number of Locked in shares (XII)					
No. (a)					
As a % of total Shares held (b)					
Number of equity shares held in	285774	409956	22	11504	707256



dematerialized form (XIV)					
Reason for not providing PAN					
Reason for not providing PAN					
Sub-categorization of shares					
Shareholding (No. of shares) under					
Sub-category (i)	0	0	0	0	0
Sub-category (ii)	0	0	0	0	0
Sub-category (iii)	0	0	0	0	0





**Details of Shares which remain unclaimed for Public**

Searial No.	Number of shareholders	Outstanding shares held in demat or unclaimed suspense account	voting rights which are frozen	Disclosure of notes on shares which remain unclaimed for public shareholders
1	1	22	22	



**Table VI - Statement showing foreign ownership limits**

<b>Particular</b>	<b>Approved limits (%)</b>	<b>Limits utilized (%)</b>
As on shareholding date	100	8.97
As on the end of previous 1st quarter	100	9.57
As on the end of previous 2nd quarter	100	8.26
As on the end of previous 3rd quarter	100	8.24
As on the end of previous 4th quarter	100	8.26

