

1. Name of Listed Entity: S Chand And Company Limited
2. Scrip Code/Name of Scrip/Class of Security: SCHAND
3. Share Holding Pattern Filed under: 31b
4. Share Holding Pattern as on : 31-Mar-2019
5. **Declaration:** The Listed entity is required to submit the following declaration to the extent of submission of information:-

S. No.	Particulars	Yes/No	
1	Whether the Listed Entity has issued any partly paid up shares?	No	
2	Whether the Listed Entity has issued any Convertible Securities?	No	
3	Whether the Listed Entity has any shares against which depository receipts are issued?	No	
4	Whether the Listed Entity has any shares in locked-in?	Yes	Promoter and Promoter Group
5	Whether any shares held by promoters are pledge or otherwise encumbered?	No	
6	Whether the Listed Entity has issued any differential Voting Rights?	No	
7	Whether the Listed Entity has issued any Warrants ?	No	

Table I - Summary Statement holding of specified securities

Category (I)	Category of shareholder (II)	Nos. of shareholders (III)	No. of fully paid up equity shares held (IV)	No. of Partly paid-up equity shares held (V)	No. of shares underlying Depository Receipts (VI)	Total nos. shares held (VII) = (IV)+(V)+(VI)	Shareholding as a % of total no. of shares (calculated as per SCRR, 1957) (VIII)	Number of Voting Rights held in each class of securities (IX)			No. of Shares Underlying Outstanding convertible securities (including Warrants) (X)	Shareholding, as a % assuming full conversion of convertible securities (as a percentage of diluted share capital) (XI) = (VII)+(X)	Number of Locked in shares (XII)		Number of Shares pledged or otherwise encumbered (XIII)		Number of equity shares held in dematerialized form (XIV)	
								No of Voting Rights					Total as a % of (A+B+C)	No. (a)	As a % of total Shares held (b)	No. (a)		As a % of total Shares held (b)
								Class eg: X	Class eg: y	Total								
								As a % of (A+B+C2)										
A	Promoter &	6	1632973	0	0	1632973	46.69	1632	0	163	46.69	0	46.69	69658	42.66		16329738	




	Promoter Group		8			38		9738		297					00			
B	Public	49522	1864554	0	0	186455	53.31	1864	0	186	53.31	0	53.31		0.00			18645549
			9			49		5549		455								
C	Non Promoter-Non Public	0	0	0	0	0		0	0	0	0.00	0		0	0.00			0
C1	Shares underlying DRs	0	0	0	0	0		0	0	0	0.00	0			0.00			0
C2	Shares held by Employee Trusts	0	0	0	0	0	0.00	0	0	0	0.00	0	0.00		0.00			0
	Total	49528	3497528	0	0	349752	100.00	3497	0	349	100.0	0	100.00	69658	19.92			34975287
			7			87		5287		752				00				
										87								

AS/An  


Table II - Statement showing shareholding pattern of the Promoter and Promoter Group

Category & Name of the Shareholders (I)	PAN (II)	No. of share holder (III)	No. of fully paid up equity shares held (IV)	Partly paid-up equity shares held (V)	Nos. of underlying Depository Receipts (VI)	Total nos. shares held (VII = IV+V+VI)	Shareholding % calculated as per SCRR, 1957 (VIII)	Number of Voting Rights held in each class of securities (IX)			No. of Shares Underlying Outstanding convertible securities (including Warrants) (X)	Shareholding, as a % assuming full conversion of convertible securities (as a percentage of diluted share capital) (XI) = (VII)+(X) as a % of A+B+C2	Number of Locked in shares (XII)		Number of Shares pledged or otherwise encumbered (XIII)		Number of equity shares held in dematerialized form (XIV)			
								No of Voting Rights					Total as a % of Total Voting rights	No. (a)	As a % of total Shares held (b)	No. (a)		As a % of total shares held (b)		
								Class X	Class Y	Total									No. (a)	As a % of total Shares held (b)
I a	Indian Individuals/Hindu undivided Family		0	0	0	0	0.00	0	0	0	0.00	0	0.00			0				
	Dinesh Kumar Jhunjhnuwala	AHL PJ429 9E	1	379520	0	0	10.85	379520	379	10.85	0	10.85	1741	45.8			3795229			
	Gaurav Kumar Jhunjhnuwala	AGD PJ737 8M	1	592000	0	0	1.69	592000	592	1.69	0	1.69	0	0.00			592000			
	Ankita Gupta	ABA PB69 57A	1	914078	0	0	2.61	914078	914	2.61	0	2.61	0	0.00			914078			
	Himanshu Gupta	AERP1 G503 5N	1	580145	0	0	16.59	580145	580	16.59	0	16.59	3482	60.0			5801454			
	Neerja Jhunjhnuwala	AFQP1 G837 4N	1	400834	0	0	11.46	400834	400	11.46	0	11.46	1741	43.4			4008345			
	Savita Gupta	AAPP1 G081 9E	1	121863	0	0	3.48	121863	121	3.48	0	3.48	0	0.00			1218632			




b	Central Government/ State Government(s)	0	0	0	0	0	0.00	0	0	0	0.00	0	0.00	0	0.00		0
c	Financial Institutions/ Banks	0	0	0	0	0	0.00	0	0	0	0.00	0	0.00	0	0.00		0
d	Any Other (specify)	0	0	0	0	0	0.00	0	0	0	0.00	0	0.00	0	0.00		0
	Sub-Total (A)(1)	6	163290738	0	0	16329738	46.69	163290738	16329738	46.69	0	46.69	6965800	42.66			16329738
2	Foreign	0	0	0	0	0	0.00	0	0	0	0.00	0	0.00	0	0.00		0
a	Individuals (Non-Resident Individuals/ Foreign Individuals)	0	0	0	0	0	0.00	0	0	0	0.00	0	0.00	0	0.00		0
b	Government	0	0	0	0	0	0.00	0	0	0	0.00	0	0.00	0	0.00		0
c	Institutions	0	0	0	0	0	0.00	0	0	0	0.00	0	0.00	0	0.00		0
d	Foreign Portfolio Investor	0	0	0	0	0	0.00	0	0	0	0.00	0	0.00	0	0.00		0
e	Any Other (specify)	0	0	0	0	0	0.00	0	0	0	0.00	0	0.00	0	0.00		0
	Sub-Total (A)(2)	0	0	0	0	0	0.00	0	0	0	0.00	0	0.00	0	0.00		0
	Total Shareholding of Promoter and Promoter Group (A)= (A)(1)+(A)(2)	6	163290738	0	0	16329738	46.69	163290738	16329738	46.69	0	46.69	6965800	42.66			16329738



Table III - Statement showing shareholding pattern of the Public shareholder

Category & Name of the Shareholders (I)	PAN (II)	Nos. of shareholder (III)	No. of fully paid up equity shares held (IV)	Partly paid-up equity shares held (V)	Nos. of shares underlying Depository Receipts (VI)	Total nos. shares held VII = IV+V+VI	Shareholding % calculated as per SCRR, 1957 As a % of (A+B+C2) VIII	Number of Voting Rights held in each class of securities (IX)			No. of Shares Underlying Outstanding convertible securities (including Warrants) (X)	Total shareholding, as a % assuming full conversion of convertible securities (as a percentage of diluted share capital) (XI)	Number of Locked in shares (XII)		Number of Shares pledged or otherwise encumbered (XIII)		Number of equity shares held in dematerialized form (XIV)	
								No of Voting Rights					Total as a % of Total Voting rights	No. (a)	As a % of total Shares held (b)	No. (Not applicable) (a)		As a % of total shares held (Not applicable) (b)
								Class X	Class Y	Total								
I			0	0	0	0	0.00	0	0	0	0.00	0	0.00			0		
a			4	42580	0	42580	12.17	42580	0	42580	12.17	0	12.17	0	0.00		42580	
			63	0	0	63		63		806							63	
			78	0	0	78	7.27	78	0	397	7.27	0	7.27	0	0.00		254397	
			00	0	0	00	3.15	00	0	000	3.15	0	3.15	0	0.00		110000	
			5	0	0	5	1.42	5	0	085	1.42	0	1.42	0	0.00		497085	



b	Venture Capital Funds		0	0	0	0	0	0.00	0	0	0	0.00	0	0.00		0
c	Alternate Investment Funds		4	1315166	0	0	1315166	3.76	1315166	0	1315166	3.76	0	3.76		1315166
	Volrado Venture Partners Fund Ii	AAC TV28 78F	1	837624	0	0	837624	2.39	837624	0	837624	2.39	0	2.39		837624
d	Foreign Venture Capital Investors		0	0	0	0	0	0.00	0	0	0	0.00	0	0.00		0
e	Foreign Portfolio Investors		9	1304250	0	0	1304250	3.73	1304250	0	1304250	3.73	0	3.73		1304250
	Indus India Fund (Sv) Limited	AAE CI020 9G	1	616036	0	0	616036	1.76	616036	0	616036	1.76	0	1.76		616036
	Bnp Paribas Arbitrage	AAG FB53 24G	1	399084	0	0	399084	1.14	399084	0	399084	1.14	0	1.14		399084
f	Financial Institutions/ Banks		4	47835	0	0	47835	0.14	47835	0	47835	0.14	0	0.14		47835
g	Insurance Companies		0	0	0	0	0	0.00	0	0	0	0.00	0	0.00		0
h	Provident Funds/ Pension Funds		0	0	0	0	0	0.00	0	0	0	0.00	0	0.00		0
i	Any Other (specify)		0	0	0	0	0	0.00	0	0	0	0.00	0	0.00		0
	Sub-Total (B)(1)		21	6925314	0	0	6925314	19.80	6925314	0	6925314	19.80	0	19.80		6925314
2	Central		0	0	0	0	0	0.00	0	0	0	0.00	0	0.00		0



	Government/ State Government(s) )/ President of India																		
	Sub-Total (B)(2)	0	0	0	0	0	0.00	0	0	0	0.00	0	0.00	0	0.00			0	
3	Non- institutions	0	0	0	0	0	0.00	0	0	0	0.00	0	0.00	0	0.00			0	
a	Individuals -	45974	353760	0	0	353760	10.12	353760	353	10.12	0	10.12	0	0.00			3537600		
i	Individual shareholders holding nominal share capital up to Rs. 2 lakhs.	45969	296503	0	0	296503	8.48	296503	296	8.48	0	8.48		0.00			2965037		
ii	Individual shareholders holding nominal share capital in excess of Rs. 2 lakhs.	5	572563	0	0	572563	1.64	572563	572	1.64	0	1.64		0.00			572563		
b	NBFCs registered with RBI	5	145	0	0	145	0.00	145	0	145	0.00	0	0.00		0.00		145		
c	Employee Trusts	0	0	0	0	0	0.00	0	0	0	0.00	0	0.00		0.00		0		
d	Overseas Depositories (holding DRs) (balancing figure)	0	0	0	0	0	0.00	0	0	0	0.00	0	0.00		0.00		0		
e	Any Other (specify)	3522	818249	0	0	818249	23.40	818249	818	23.40	0	23.40		0.00			8182490		








Table IV - Statement showing shareholding pattern of the Non Promoter- Non Public shareholder

Category & Name of the Shareholders (I)	PAN (II)	No. of shareholder (III)	No. of fully paid up equity shares held (IV)	Partly paid-up equity shares held (V)	Nos. of shares underlying Depository Receipts (VI)	Total no. shares held (VII = IV+V+VI)	Shareholding % calculate as per SCRR, 1957 As a % of (A+B+C2) (VIII)	Number of Voting Rights held in each class of securities (IX)			No. of Shares Underlying Outstanding convertible securities (including Warrants) (X)	Total shareholding, as a % assuming full conversion of convertible securities (as a percentage of diluted share capital) (XI)	Number of Locked in shares (XII)		Number of Shares pledged or otherwise encumbered (XIII)		Number of equity shares held in dematerialized form (XIV) (Not Applicable)	
								No of Voting Rights					Total as a % of Total Voting rights	No.	As a % of total Shares held	No. (Not applicable)		As a % of total shares held (Not applicable)
								Class X	Class Y	Total								
1	Custodian/DR Holder	0	0	0	0	0	0.00	0	0	0	0.00	0	0.00			0		
2	Employee Benefit Trust (under SEBI (Share based Employee Benefit) Regulations, 2014)	0	0	0	0	0	0.00	0	0	0	0.00	0	0.00			0		
	Total Non-Promoter-Non Public Shareholding (C)= (C)(1)+(C)(2)	0	0	0	0	0		0	0	0	0.00	0	0.00			0		




Table II- Unclaim Details

Details of Shares which remain unclaimed may be given here along with details such as number of shareholders, outstanding shares held in demat/unclaimed suspense account, voting rights which are frozen etc.	
No. of shareholders	No of share held

Table III- Unclaim Details

Details of Shares which remain unclaimed may be given here along with details such as number of shareholders, outstanding shares held in demat/unclaimed suspense account, voting rights which are frozen etc.	
No. of shareholders	No of share held

Table III- Person in Concert

Details of the shareholders acting as persons in Concert including their Shareholding			
Name of shareholder	Name of PAC	No. of share	Holding %

