


General information about company	
Scrip code	540497
NSE Symbol	SCHAND
MSEI Symbol	NOTLISTED
ISIN	INE807K01035
Name of the company	S CHAND AND COMPANY LIMITED
Whether company is SME	No
Class of Security	Equity Shares
Type of report	Quarterly
Quarter Ended / Half year ended/Date of Report (For Prelisting / Allotment)	31-03-2023
Date of allotment / extinguishment (in case Capital Restructuring selected) / Listing Date	
Shareholding pattern filed under	Regulation 31 (1) (b)
Whether the listed entity is Public Sector Undertaking (PSU)?	No



Declaration					
Sr. No.	Particular	Yes/No	Promoter and Promoter Group	Public shareholder	Non Promoter- Non Public
1	Whether the Listed Entity has issued any partly paid up shares?	No	No	No	No
2	Whether the Listed Entity has issued any Convertible Securities ?	No	No	No	No
3	Whether the Listed Entity has issued any Warrants ?	No	No	No	No
4	Whether the Listed Entity has any shares against which depository receipts are issued?	No	No	No	No
5	Whether the Listed Entity has any shares in locked-in?	No	No	No	No
6	Whether any shares held by promoters are pledge or otherwise encumbered?	No	No		
7	Whether company has equity shares with differential voting rights?	No	No	No	No
8	Whether the listed entity has any significant beneficial owner?	No			




Table VI - Statement showing foreign ownership limits		
Particular	Approved limits (%)	Limits utilized (%)
As on shareholding date	100	9.27
As on the end of previous 1st quarter	100	8.97
As on the end of previous 2nd quarter	100	9.57
As on the end of previous 3rd quarter	100	8.26
As on the end of previous 4th quarter	100	8.24




Table I - Summary Statement holding of specified securities											
Category (I)	Category of shareholder (II)	Nos. Of shareholders (III)	No. of fully paid up equity shares held (IV)	No. Of Partly paid-up equity shares held (V)	No. Of shares underlying Depository Receipts (VI)	Total nos. shares held (VII) = (IV)+ (V)+ (VI)	Shareholding as a % of total no. of shares (calculated as per SCRR, 1957) (VIII) As a % of (A+B+C2)	Number of Voting Rights held in each class of securities (IX)			
								No of Voting (XIV) Rights			Total as a % of (A+B+C)
								Class eg: X	Class eg: y	Total	
(A)	Promoter & Promoter Group	6	16573932			16573932	47.14	16573932		16573932	47.14
(B)	Public	43884	18582404			18582404	52.86	18582404		18582404	52.86
(C)	Non Promoter-Non Public										
(C1)	Shares underlying DRs										
(C2)	Shares held by Employee Trusts										
	Total	43890	35156336			35156336	100	35156336		35156336	100




Table I - Summary Statement holding of specified securities

Category (I)	Category of shareholder (II)	No. Of Shares Underlying Outstanding convertible securities (X)	No. of Shares Underlying Outstanding Warrants (Xi)	No. Of Shares Underlying Outstanding convertible securities and No. Of Warrants (Xi) (a)	Shareholding , as a % assuming full conversion of convertible securities (as a percentage of diluted share capital) (XI)= (VII)+(X) As a % of (A+B+C2)	Number of Locked in shares (XII)		Number of Shares pledged or otherwise encumbered (XIII)		Number of equity shares held in dematerialized form (XIV)	Sub-categorization of shares		
						No. (a)	As a % of total Shares held (b)	No. (a)	As a % of total Shares held (b)		Sub-category (i)	Sub-category (ii)	Sub-category (iii)
(A)	Promoter & Promoter Group				47.14					16573932			
(B)	Public				52.86					18582404	0	0	0
(C)	Non Promoter-Non Public												
(C1)	Shares underlying DRs												
(C2)	Shares held by Employee Trusts												
	Total				100					35156336	0	0	0




Table II - Statement showing shareholding pattern of the Promoter and Promoter Group											
Sr.	Category & Name of the Shareholders (I)	Nos. Of shareholders (III)	No. of fully paid up equity shares held (IV)	No. Of Partly paid-up equity shares held (V)	No. Of shares underlying Depository Receipts (VI)	Total nos. shares held (VII) = (IV)+(V)+(VI)	Shareholding as a % of total no. of shares (calculated as per SCRR, 1957) (VIII) As a % of (A+B+C2)	Number of Voting Rights held in each class of securities (IX)			
								No of Voting (XIV) Rights			Total as a % of Total Voting rights
								Class eg: X	Class eg:y	Total	
A	Table II - Statement showing shareholding pattern of the Promoter and Promoter Group										
(1)	Indian										
(a)	Individuals/Hindu undivided Family	6	16573932			16573932	47.14	16573932		16573932	47.14
Sub-Total (A)(1)		6	16573932			16573932	47.14	16573932		16573932	47.14
(2)	Foreign										
Total Shareholding of Promoter and Promoter Group (A)=(A)(1)+(A)(2)		6	16573932			16573932	47.14	16573932		16573932	47.14
B	Table III - Statement showing shareholding pattern of the Public shareholder										
(1)	Institutions (Domestic)										
(c)	Alternate Investment Funds	3	1656287			1656287	4.71	1656287		1656287	4.71
Sub-Total (B)(1)		3	1656287			1656287	4.71	1656287		1656287	4.71
(2)	Institutions (Foreign)										
(d)	Foreign Portfolio Investors Category I	4	298252			298252	0.85	298252		298252	0.85
Sub-Total (B)(2)		4	298252			298252	0.85	298252		298252	0.85
(3)	Central Government / State Government(s)										
(4)	Non-institutions										
(c)	Key Managerial Personnel	2	89540			89540	0.25	89540		89540	0.25
(g)	Resident Individuals holding nominal share capital up to Rs. 2 lakhs	41196	7091890			7091890	20.17	7091890		7091890	20.17
(h)	Resident Individuals holding nominal	29	3967206			3967206	11.28	3967206		3967206	11.28

	share capital in excess of Rs. 2 lakhs									
(i)	Non Resident Indians (NRIs)	179	153260			153260	0.44	153260		153260 0.44
(j)	Foreign Nationals	1	3000			3000	0.01	3000		3000 0.01
(k)	Foreign Companies	1	2805784			2805784	7.98	2805784		2805784 7.98
(l)	Bodies Corporate	135	1788786			1788786	5.09	1788786		1788786 5.09
(m)	Any Other (specify)	2334	728399			728399	2.07	728399		728399 2.07
Sub-Total (B)(4)		43877	16627865			16627865	47.3	16627865		16627865 47.3
Total Public Shareholding (B)=(B)(1)+(B)(2)+(B)(3)+(B)(4)		43884	18582404			18582404	52.86	18582404		18582404 52.86
C	Table IV - Statement showing shareholding pattern of the Non Promoter- Non Public shareholder									
Total (A+B+C2)		43890	35156336			35156336	100	35156336		35156336 100
Total (A+B+C)		43890	35156336			35156336	100	35156336		35156336 100





Table II - Statement showing shareholding pattern of the Promoter and Promoter Group												
Sr.	No. Of Shares Underlying Outstanding convertible securities (X)	No. of Shares Underlying Outstanding Warrants (Xi)	No. Of Shares Underlying Outstanding convertible securities and No. Of Warrants (Xi) (a)	Shareholding , as a % assuming full conversion of convertible securities (as a percentage of diluted share capital) (XI)= (VII)+(X) As a % of (A+B+C2)	Number of Locked in shares (XII)		Number of Shares pledged or otherwise encumbered (XIII)		Number of equity shares held in dematerialized form (XIV)	Sub-categorization of shares		
					No. (a)	As a % of total Shares held (b)	No. (a)	As a % of total Shares held (b)		Sub-category (i)	Sub-category (ii)	Sub-category (iii)
A	Table II - Statement showing shareholding pattern of the Promoter and Promoter Group											
(1)	Indian											
(a)				47.14					16573932			
Sub-Total (A) (1)				47.14					16573932			
(2)	Foreign											
Total Shareholding of Promoter and Promoter Group (A)=(A) (1)+(A)(2)				47.14					16573932			
B	Table III - Statement showing shareholding pattern of the Public shareholder											
(1)	Institutions (Domestic)											
(c)				4.71					1656287	0	0	0
Sub-Total (B) (1)				4.71					1656287	0	0	0
(2)	Institutions (Foreign)											
(d)				0.85					298252			
Sub-Total (B) (2)				0.85					298252	0	0	0
(3)	Central Government / State Government(s)											
(4)	Non-institutions											
(c)				0.25					89540	0	0	0
(g)				20.17					7091890	0	0	0


Shareholding Pattern_31.03.2023.html

(h)				11.28					3967206	0	0	0	
(i)				0.44					153260	0	0	0	
(j)				0.01					3000	0	0	0	
(k)				7.98					2805784	0	0	0	
(l)				5.09					1788786	0	0	0	
(m)				2.07					728399	0	0	0	
Sub-Total (B) (4)				47.3					16627865	0	0	0	
Total Public Shareholding (B)=(B)(1)+ (B)(2)+(B)(3)+ (B)(4)				52.86					18582404	0	0	0	
C	Table IV - Statement showing shareholding pattern of the Non Promoter- Non Public shareholder												
Total (A+B+C2)				100					35156336				
Total (A+B+C)				100					35156336				




Individuals/Hindu undivided Family						
Searial No.	1	2	3	4	5	6
Name of the Shareholders (I)	Himanshu Gupta	Neerja Jhunjhnuwala	Dinesh Kumar Jhunjhnuwala	Savita Gupta	Ankita Gupta	Gaurav Kumar Jhunjhnuwala
PAN (II)	AERPG5035N	AFQPG8374N	AHLPJ4299E	AAPPG0819E	ABAPB6957A	AGDPJ7378M
No. of fully paid up equity shares held (IV)	5994038	4008345	3846854	1218617	914078	592000
No. Of Partly paid-up equity shares held (V)						
No. Of shares underlying Depository Receipts (VI)						
Total nos. shares held (VII) = (IV)+ (V)+ (VI)	5994038	4008345	3846854	1218617	914078	592000
Shareholding as a % of total no. of shares (calculated as per SCRR, 1957) (VIII) As a % of (A+B+C2)	17.05	11.4	10.94	3.47	2.6	1.68
Number of Voting Rights held in each class of securities (IX)						
Class eg:X	5994038	4008345	3846854	1218617	914078	592000
Class eg:y						
Total	5994038	4008345	3846854	1218617	914078	592000
Total as a % of Total Voting rights	17.05	11.4	10.94	3.47	2.6	1.68
No. Of Shares Underlying Outstanding convertible securities (X)						
No. of Shares Underlying Outstanding Warrants (Xi)						
No. Of Shares Underlying Outstanding						

convertible securities and No. Of Warrants (Xi) (a)						
Shareholding, as a % assuming full conversion of convertible securities (as a percentage of diluted share capital) (XI) = (VII)+(Xi)(a) As a % of (A+B+C2)	17.05	11.4	10.94	3.47	2.6	1.68
Number of Locked in shares (XII)						
No. (a)						
As a % of total Shares held (b)						
Number of Shares pledged or otherwise encumbered (XIII)						
No. (a)						
As a % of total Shares held (b)						
Number of equity shares held in dematerialized form (XIV)	5994038	4008345	3846854	1218617	914078	592000
Reason for not providing PAN						
Reason for not providing PAN						
Shareholder type	Promoter	Promoter	Promoter	Promoter Group	Promoter Group	Promoter Group



Individuals/Hindu undivided Family	
Searial No.	
Name of the Shareholders (I)	Click here to go back
PAN (II)	Total
No. of fully paid up equity shares held (IV)	16573932
No. Of Partly paid-up equity shares held (V)	
No. Of shares underlying Depository Receipts (VI)	
Total nos. shares held (VII) = (IV)+ (V)+ (VI)	16573932
Shareholding as a % of total no. of shares (calculated as per SCRR, 1957) (VIII) As a % of (A+B+C2)	47.14
Number of Voting Rights held in each class of securities (IX)	
Class eg:X	16573932
Class eg:y	
Total	16573932
Total as a % of Total Voting rights	47.14
No. Of Shares Underlying Outstanding convertible securities (X)	
No. of Shares Underlying Outstanding Warrants (Xi)	
No. Of Shares Underlying Outstanding	

convertible securities and No. Of Warrants (Xi) (a)	
Shareholding, as a % assuming full conversion of convertible securities (as a percentage of diluted share capital) (XI)= (VII)+(Xi)(a) As a % of (A+B+C2)	47.14
Number of Locked in shares (XII)	
No. (a)	
As a % of total Shares held (b)	
Number of Shares pledged or otherwise encumbered (XIII)	
No. (a)	
As a % of total Shares held (b)	
Number of equity shares held in dematerialized form (XIV)	16573932
Reason for not providing PAN	
Reason for not providing PAN	
Shareholder type	



Alternate Investment Funds			
Serial No.	1	2	
Name of the Shareholders (I)	Trustline Deep Alpha Aif	Volrado Venture Partners Fund Ii	Click here to go back
PAN (II)	AADTT3311N	AACTV2878F	Total
No. of fully paid up equity shares held (IV)	825600	772617	1598217
No. Of Partly paid-up equity shares held (V)			
No. Of shares underlying Depository Receipts (VI)			
Total nos. shares held (VII) = (IV)+ (V)+ (VI)	825600	772617	1598217
Shareholding as a % of total no. of shares (calculated as per SCRR, 1957) (VIII) As a % of (A+B+C2)	2.35	2.2	4.55
Number of Voting Rights held in each class of securities (IX)			
Class eg: X	825600	772617	1598217
Class eg:y			
Total	825600	772617	1598217
Total as a % of Total Voting rights	2.35	2.2	4.55
No. Of Shares Underlying Outstanding convertible securities (X)			
No. of Shares Underlying Outstanding Warrants (Xi)			
No. Of Shares Underlying Outstanding			

convertible securities and No. Of Warrants (Xi) (a)			
Shareholding, as a % assuming full conversion of convertible securities (as a percentage of diluted share capital) (XI)= (VII)+(X) As a % of (A+B+C2)	2.35	2.2	4.55
Number of Locked in shares (XII)			
No. (a)			
As a % of total Shares held (b)			
Number of equity shares held in dematerialized form (XIV)	825600	772617	1598217
Reason for not providing PAN			
Reason for not providing PAN			
Sub-categorization of shares			
Shareholding (No. of shares) under			
Sub-category (i)	0	0	0
Sub-category (ii)	0	0	0
Sub-category (iii)	0	0	0




Bodies Corporate		
Serial No.	1	
Name of the Shareholders (I)	Blue Daimond Properties Pvt Ltd	Click here to go back
PAN (II)	AACCB8052A	Total
No. of fully paid up equity shares held (IV)	701129	701129
No. Of Partly paid-up equity shares held (V)		
No. Of shares underlying Depository Receipts (VI)		
Total nos. shares held (VII) = (IV)+ (V)+ (VI)	701129	701129
Shareholding as a % of total no. of shares (calculated as per SCRR, 1957) (VIII) As a % of (A+B+C2)	1.99	1.99
Number of Voting Rights held in each class of securities (IX)		
Class eg: X	701129	701129
Class eg:y		
Total	701129	701129
Total as a % of Total Voting rights	1.99	1.99
No. Of Shares Underlying Outstanding convertible securities (X)		
No. of Shares Underlying Outstanding Warrants (Xi)		
No. Of Shares Underlying Outstanding		

convertible securities and No. Of Warrants (Xi) (a)		
Shareholding , as a % assuming full conversion of convertible securities (as a percentage of diluted share capital) (XI)= (VII)+(X) As a % of (A+B+C2)	1.99	1.99
Number of Locked in shares (XII)		
No. (a)		
As a % of total Shares held (b)		
Number of equity shares held in dematerialized form (XIV)	701129	701129
Reason for not providing PAN		
Reason for not providing PAN		
Sub-categorization of shares		
Shareholding (No. of shares) under		
Sub-category (i)	0	0
Sub-category (ii)	0	0
Sub-category (iii)	0	0




Foreign Companies		
Serial No.	1	
Name of the Shareholders (I)	International Finance Corporation	Click here to go back
PAN (II)	ZZZZZ9999Z	Total
No. of fully paid up equity shares held (IV)	2805784	2805784
No. Of Partly paid-up equity shares held (V)		
No. Of shares underlying Depository Receipts (VI)		
Total nos. shares held (VII) = (IV)+ (V)+ (VI)	2805784	2805784
Shareholding as a % of total no. of shares (calculated as per SCRR, 1957) (VIII) As a % of (A+B+C2)	7.98	7.98
Number of Voting Rights held in each class of securities (IX)		
Class eg: X	2805784	2805784
Class eg:y		
Total	2805784	2805784
Total as a % of Total Voting rights	7.98	7.98
No. Of Shares Underlying Outstanding convertible securities (X)		
No. of Shares Underlying Outstanding Warrants (Xi)		
No. Of Shares Underlying Outstanding		

convertible securities and No. Of Warrants (Xi) (a)		
Shareholding , as a % assuming full conversion of convertible securities (as a percentage of diluted share capital) (XI)= (VII)+(X) As a % of (A+B+C2)	7.98	7.98
Number of Locked in shares (XII)		
No. (a)		
As a % of total Shares held (b)		
Number of equity shares held in dematerialized form (XIV)	2805784	2805784
Reason for not providing PAN		
Reason for not providing PAN	Textual Information(1)	
Sub-categorization of shares		
Shareholding (No. of shares) under		
Sub-category (i)	0	0
Sub-category (ii)	0	0
Sub-category (iii)	0	0




Text Block	
Textual Information(1)	As International Finance Corporation is a Foreign Company, so it does not have any PAN.




Individuals - ii. Individual shareholders holding nominal share capital in excess of Rs. 2 lakhs.		
Searial No.	1	
Name of the Shareholders (I)	Srinivasan Varadarajan	Click here to go back
PAN (II)	AACPV1790Q	Total
No. of fully paid up equity shares held (IV)	1446805	1446805
No. Of Partly paid-up equity shares held (V)		
No. Of shares underlying Depository Receipts (VI)		
Total nos. shares held (VII) = (IV)+ (V)+ (VI)	1446805	1446805
Shareholding as a % of total no. of shares (calculated as per SCRR, 1957) (VIII) As a % of (A+B+C2)	4.12	4.12
Number of Voting Rights held in each class of securities (IX)		
Class eg: X	1446805	1446805
Class eg:y		
Total	1446805	1446805
Total as a % of Total Voting rights	4.12	4.12
No. Of Shares Underlying Outstanding convertible securities (X)		
No. of Shares Underlying Outstanding Warrants (Xi)		
No. Of Shares Underlying		

Outstanding convertible securities and No. Of Warrants (Xi) (a)		
Shareholding, as a % assuming full conversion of convertible securities (as a percentage of diluted share capital) (XI)= (VII)+(X) As a % of (A+B+C2)	4.12	4.12
Number of Locked in shares (XII)		
No. (a)		
As a % of total Shares held (b)		
Number of equity shares held in dematerialized form (XIV)	1446805	1446805
Reason for not providing PAN		
Reason for not providing PAN		
Sub-categorization of shares		
Shareholding (No. of shares) under		
Sub-category (i)	0	0
Sub-category (ii)	0	0
Sub-category (iii)	0	0



Any Other (specify)					
Serial No.	1	2	3	4	
Category	LLP	HUF	Unclaimed or Suspense or Escrow Account	Clearing Members	
Category / More than 1 percentage	Category	Category	Category	Category	
Name of the Shareholders (I)					Click here to go back
PAN (II)					Total
No. of the Shareholders (I)	19	2286	1	28	2334
No. of fully paid up equity shares held (IV)	287050	419681	22	21646	728399
No. Of Partly paid-up equity shares held (V)					
No. Of shares underlying Depository Receipts (VI)					
Total nos. shares held (VII) = (IV)+ (V)+ (VI)	287050	419681	22	21646	728399
Shareholding as a % of total no. of shares (calculated as per SCRR, 1957) (VIII) As a % of (A+B+C2)	0.82	1.19	0	0.06	2.07
Number of Voting Rights held in each class of securities (IX)					
Class eg: X	287050	419681	22	21646	728399
Class eg:y					
Total	287050	419681	22	21646	728399
Total as a % of Total Voting rights	0.82	1.19	0	0.06	2.07
No. Of Shares Underlying Outstanding convertible securities (X)					

No. of Shares Underlying Outstanding Warrants (Xi)					
No. Of Shares Underlying Outstanding convertible securities and No. Of Warrants (Xi) (a)					
Shareholding, as a % assuming full conversion of convertible securities (as a percentage of diluted share capital) (XI)= (VII)+(X) As a % of (A+B+C2)	0.82	1.19	0	0.06	2.07
Number of Locked in shares (XII)					
No. (a)					
As a % of total Shares held (b)					
Number of equity shares held in dematerialized form (XIV)	287050	419681	22	21646	728399
Reason for not providing PAN					
Reason for not providing PAN					
Sub-categorization of shares					
Shareholding (No. of shares) under					
Sub-category (i)	0	0	0	0	0
Sub-category (ii)	0	0	0	0	0
Sub-category (iii)	0	0	0	0	0



Details of Shares which remain unclaimed for Public				
Searial No.	Number of shareholders	Outstanding shares held in demat or unclaimed suspense account	voting rights which are frozen	Disclosure of notes on shares which remain unclaimed for public shareholders
1	1	22	22	

